

Learning Focus / Common Core Essential Elements:

- Reading: Informational text
- Speaking and listening

Learning Level:

- Essential
- Intermediate
- Advanced

Materials:

- "All About Hobbies" social script (provided)
- Scissors
- Hole punch
- Ring for binding purposes (1 per prepared script)

Preparation:

1. Print the social script pages (1 set per student or 1 set for the entire class).
2. Cut along the dashed lines.
3. Laminate and assemble the pages.
4. Hole-punch the top left corner.
5. To bind the book, place a ring through the punched hole.

Instructions:

1. Schedule a time to read the social script to students at least one week before the expected event and each day leading up to the event or expected behavior.
2. As needed, increase the frequency with which you read the social script to assist students' skill acquisition.
3. Social scripts are most effective when combined with opportunities to practice and receive feedback. Give adequate opportunities to practice skills and provide reinforcement to increase appropriate behaviors.

Considerations:

- Social scripts are not intended for use following challenging behavior. They are to be used as a teaching tool prior to the event or targeted behavior. If needed, schedule additional times throughout the day to review the script with students.
- To promote maintenance of the desired skills, begin to increase the amount of time between each reading.
- To promote generalization of the desired skills, ask other adults and students to review the script with students and practice the specific skills.
- For learners who would benefit from participating in the development of a social script, allow them to find their own images and/or use some of their own words.
- For learners who are readers and learn independently from social scripts, allow them to read the script on their own.

All About Hobbies



Hobbies - Visual Supports: All About Hobbies Social Script

© STAR Autism Support 2021. Links.




A hobby is an activity I do during my free time. There are a lot of different hobbies. I choose hobbies because they are things I like to do. Some hobbies I do by myself. Other hobbies are more fun when I do them with a group of people.




Hobbies - Visual Supports: All About Hobbies Social Script

© STAR Autism Support 2021. Links.




Free time is a time in the day when I do not have to do any of my responsibilities. Some responsibilities I might have are school, homework, my job, and chores at home. When I am finished with my responsibilities, I have free time. During my free time, I can choose to do one of my hobbies.

2



There are special supplies or equipment I need in order to do most hobbies. I must look around the house or go to the store to get the things I need before I can start my hobby. If reading is my hobby, then the supply I need is a book. If my hobby is playing soccer, then the equipment I need is a soccer ball.

3



After I get the supplies or equipment, I go to the correct area to do my hobby. Some hobbies, like playing soccer or riding bikes, are done outside. Other hobbies, like playing video games or reading, are done inside.

4



Once I have my supplies or equipment and am in the correct area, I can do my hobby! Some hobbies, like reading a book, are simple and don't have many rules. Other hobbies, such as video games or fishing, might have steps or rules I need to follow. When I do my hobby, I follow the steps so that I have fun! It's important to follow the steps when you're doing a hobby with other people so they can have fun too!

5



When I am finished with my hobby, I put away the supplies or equipment. I can balance having fun with my hobbies and my responsibilities. If I have more free time, I can choose another hobby. Hobbies are a fun way to relax and spend time doing an activity I enjoy!

6