



Community Helpers

Centers/Independent Work: Math – Community Counting

Level 3
Worksheet 3.1

Objective:

This activity supports individual learning outcomes as students complete tasks at their own levels, reinforcing symbol recognition, matching, and counting.

Materials:

- Community counting worksheets (provided)
 - Scissors
 - Glue
-

Instructions:

1. Print the community counting worksheets (1 set per student).
 2. Provide students with:
 - a. Worksheets
 - b. Scissors
 - c. Glue
-

TEACHING IDEAS FOR CENTERS

- Show students how items are grouped in sets of ten.
- Model counting in groups of ten, then add on additional items.

TEACHING IDEAS FOR INDEPENDENT WORK

- When working through this lesson, use a structured work system to encourage independence. Ideas for structured work systems can be found in Routine Essentials: Independent Work Systems.
- **Please note:** All tasks presented during independent work should be tasks the student can complete without additional prompting.

SUPPORT THIS LESSON BY TEACHING STAR PROGRAM LESSONS

- Level 3 Pre-academic Concepts, Lesson 1: Rote Counting
- Level 3 Pre-academic Concepts, Lesson 2: Receptive ID of Numbers
- Level 3 Pre-academic Concepts, Lesson 17: Coloring, Cutting and Pasting

Name: _____



1. Count




2. Cut



3. Glue


1.

	
--	--

2.

	
---	--

3.

	
---	--

1	3	5
---	---	---

Name: _____



1. Count




2. Cut



3. Glue

1. 

2. 

3. 

6 7 10

Name: _____



1. Count



2. Cut



3. Glue

1.

2.

3.

16 17 19

Name: _____



1. Count

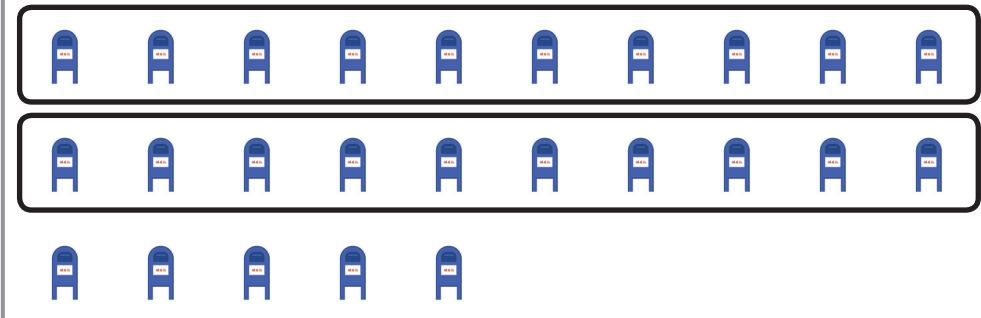


2. Cut

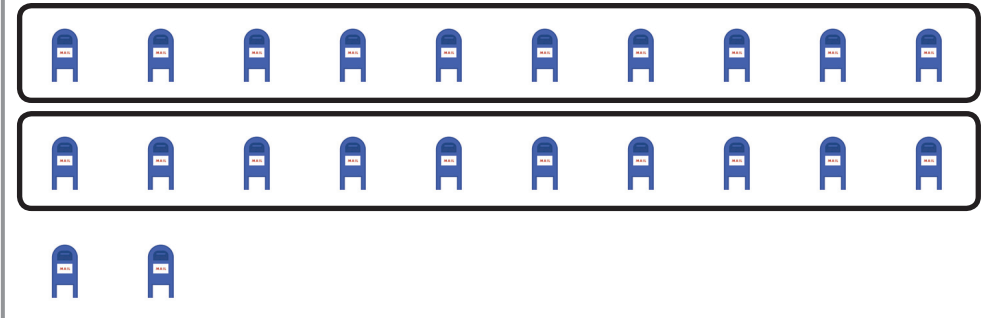


3. Glue

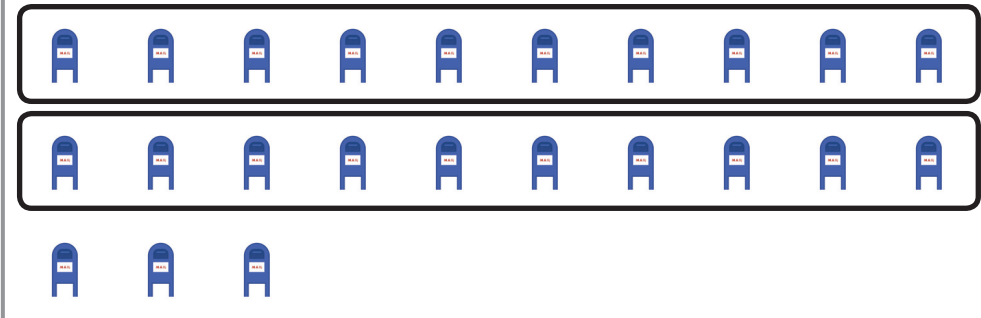
1.

	
--	--

2.

	
---	--

3.

	
--	--

22 23 25

Name: _____



1. Count



2. Cut



3. Glue

1.

2.

3.

26 27 30