



# Community Helpers

## Centers/Independent Work: Reading – Community Helper Sentences 2

Level 3  
Worksheet 3.5

### Objective:

This activity supports individual learning outcomes as students complete tasks at their own levels, reinforcing symbol recognition, matching, reading/listening comprehension, and fine motor skills.

---

### Materials:

- Community helper sentences 2 worksheets (provided)
  - Community helper images (provided)
  - Pencils or markers
  - Scissors
  - Glue
- 

### Instructions:

1. Print the community helper sentences 2 worksheets and community helper images (1 set per student).
  2. Provide students with:
    - a. Worksheets
    - b. Images
    - c. Pencils or markers
    - d. Scissors
    - e. Glue
  3. Students should:
    - a. Read the sentences.
    - b. Draw or cut out and glue on the image(s) accurately depicting the content of the sentences.
- 

### TEACHING IDEAS FOR CENTERS

- Encourage students to point to each word as they read the sentence aloud.
- Use a finger puppet or toy to encourage students to trace the words with their fingers.



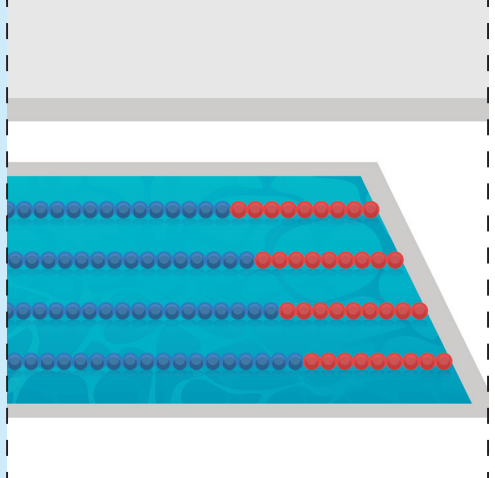

### TEACHING IDEAS FOR INDEPENDENT WORK

- When working through this lesson, use a structured work system to encourage independence. Ideas for structured work systems can be found in *Routine Essentials: Independent Work Systems*.
- **Please note:** All tasks presented during independent work should be tasks the student can complete without additional prompting.



### SUPPORT THIS LESSON BY TEACHING STAR PROGRAM LESSONS

- Level 3 Pre-academic Concepts, Lesson 12: Sight Word Reading

Community Helper Images:




Community Helper Images:




Name: \_\_\_\_\_

Read the sentence and draw or glue a picture about the sentence.




The farmer has a red barn.




The firefighter has a big truck.

Name: \_\_\_\_\_

Read the sentence and draw or glue a picture about the sentence.




The vet helps dogs and cats.




The bus is big and yellow.

Name: \_\_\_\_\_

Read the sentence and draw or glue a picture about the sentence.




A pilot flies an airplane.



I like to swim in the swimming pool.


Name: \_\_\_\_\_

Read the sentence and draw or glue a picture about the sentence.



I use the crosswalk to cross the street.


---



The cow has black spots.


Name: \_\_\_\_\_

Read the sentence and draw or glue a picture about the sentence.



The construction worker uses a hammer.

---




I put my garbage in the trash can.




Name: \_\_\_\_\_

Read the sentence and draw or glue a picture about the sentence.



The doctor gave me a bandaid for my cut.



I like reading books in the library.