



Community Helpers

Centers/Independent Work: Reading – People in Our Community

Level 2
Book 2.6

Objective:

This activity supports individual learning outcomes as students complete tasks at their own levels, reinforcing symbol recognition, matching, reading/listening comprehension, and fine motor skills.

Materials:

- People in Our Community book pages (provided)
 - Word images (provided)
 - Scissors
 - Glue
 - Markers or crayons
 - Stapler
-

Instructions:

1. Print the People in Our Community book pages and word images (1 set per student).
 2. Provide students with:
 - a. Book pages and word images
 - b. Scissors
 - c. Glue
 - d. Markers or crayons
 - e. Stapler
 3. Students should:
 - a. Cut pages in half along the dotted lines.
 - b. Staple book pages together (assist as needed).
 - c. Cut out the word images and glue them on the appropriate lines.
 - d. Color the pictures on the pages.
 - e. Read the finished book.
-

Variation 1:

1. Students mark recurring words with a highlighter pen (i.e. "see," "community," "I").
2. Instructor says, "Find the word _____, and then highlight it" on each page.

Variation 2:

1. Provide students with crayons.
2. Instructor says, "Find the word _____, and then circle the word with (color)" on each page.



Community Helpers

Centers/Independent Work: Reading – People in Our Community

Level 2
Book 2.6

TEACHING IDEAS FOR INDEPENDENT CENTERS

- Encourage students to point to each word as they read the word out loud.

TEACHING IDEAS FOR INDEPENDENT WORK

- When working through this lesson, use a structured work system to encourage independence. Ideas for structured work systems can be found in Routine Essentials: Independent Work Systems.
- **Please note:** All tasks presented during independent work should be tasks the student can complete without additional prompting.

SUPPORT THIS LESSON BY TEACHING STAR PROGRAM LESSONS

- Level 2 Pre-academic Concepts, Lesson 13: Coloring Within the Lines
- Level 2 Pre-academic Concepts, Lesson 14: Cutting and Pasting
- Level 3 Pre-academic Concepts, Lesson 12: Sight Word Reading
- Level 3 Pre-academic Concepts, Lesson 13: Reading a Simple Book

Word Images:



police officer

firefighter

mail carrier

librarian


farmer

construction worker

doctor




People in Our Community



I see a


in my community.



I see a

in my community.


2



I see a

in my community.


3



I see a

in my community.


4



I see a

in my community.


5



I see a

in my community.

6



I see a

in my community.

7