



# Dinosaur Land

## Centers/Independent Work: Math – Dinosaur Number Matching

Level 1  
File Folder Task 1.1

### Objective:

This activity supports individual learning outcomes as students complete tasks at their own levels, reinforcing symbol recognition, matching, and sorting.

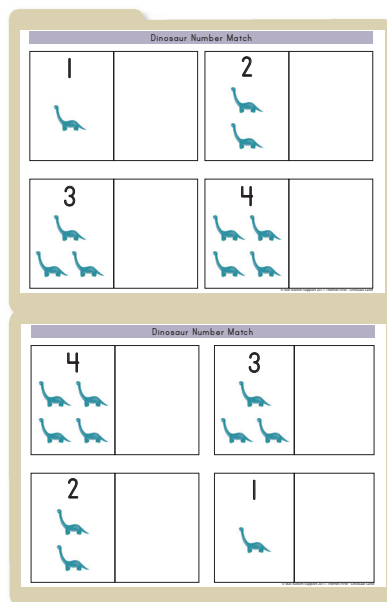
### Materials:

- Dinosaur matching pages (provided)
- Dinosaur images (provided)
- Scissors
- Glue
- Velcro
- File folder

### Instructions:

1. Print the dinosaur number matching pages and the dinosaur images.
2. Glue the dinosaur number matching pages to the top and bottom of a file folder.
3. Laminate the file folder.
4. Laminate and cut out the numbered dinosaur images.
5. Attach velcro to the back of each dinosaur image.
6. Attach velcro to the blank boxes on the dinosaur matching pages.
7. Laminate and cut a blank piece of paper. Attach velcro to the page for image storage. Store laminated page inside the file folder.
  - a. Alternate image storage: Glue an envelope to the back of the file folder *prior* to lamination. Cut a slit in the envelope to store the images.

*For an example of the finished lesson, please see below.*





# Dinosaur Land

## Centers/Independent Work: Math – Dinosaur Number Matching

Level 1  
File Folder Task 1.1

### TEACHING IDEAS FOR CENTERS

- Encourage students to say the name of the number. Alternatively, students can repeat after the instructor once the instructor says the number out loud.
- Encourage students to trace the outline of the number with their fingers.

### TEACHING IDEAS FOR INDEPENDENT WORK

- When working through this lesson, use a structured work system to encourage independence. Ideas for structured work systems can be found in Routine Essentials: Independent Work Systems.
- **Please note:** All tasks presented during independent work should be tasks the student can complete without additional prompting.


### SUPPORT THIS LESSON BY TEACHING STAR PROGRAM LESSONS

- Level 1 Pre-academic Concepts, Lesson 2: Matching Colors
- Level 1 Pre-academic Concepts, Lesson 3: Matching Shapes


Dinosaur Images:





1





1






2





2




3




3




4




4




# Dinosaur Number Match


1 


2 


3 


4 

# Dinosaur Number Match

<p>4</p> 	
--	--

<p>3</p> 	
--	--

<p>2</p> 	
--	--

<p>1</p> 	
--	--