



Dinosaur Land

Centers/Independent Work: Math – Dinosaur Shape Matching

Level 1
File Folder Task 1.2

Objective:

This activity supports individual learning outcomes as students complete tasks at their own levels, reinforcing symbol recognition, matching, and sorting.

Materials:

- Dinosaur shape matching pages (provided)
- Shape images (provided)
- Scissors
- Glue
- Velcro
- File folder

Instructions:

1. Print the dinosaur shape matching pages and the shape images.
 - a. Please note: these pages must be printed in color.
2. Glue the dinosaur shape matching pages to the left and right side of a file folder.
3. Laminate the file folder.
4. Laminate and cut out the shape images.
5. Attach velcro to the back of each shape image.
6. Attach velcro to the blank boxes on the dinosaur shape matching pages.
7. Laminate and cut a blank piece of paper. Attach velcro to the page for image storage. Store laminated page inside the file folder.
 - a. Alternate image storage: Glue an envelope to the back of the file folder *prior* to lamination. Cut a slit in the envelope to store the images.

For an example of the finished lesson, please see below.





Dinosaur Land

Centers/Independent Work: Math – Dinosaur Shape Matching

Level 1
File Folder Task 1.2

TEACHING IDEAS FOR CENTERS

- Encourage students to say the name of the shape. Alternatively, students can repeat after the instructor once the instructor says the shape out loud.
- Encourage students to trace the outline of the shape with their fingers.


TEACHING IDEAS FOR INDEPENDENT WORK

- When working through this lesson, use a structured work system to encourage independence. Ideas for structured work systems can be found in Routine Essentials: Independent Work Systems.
- **Please note:** All tasks presented during independent work should be tasks the student can complete without additional prompting.









SUPPORT THIS LESSON BY TEACHING STAR PROGRAM LESSONS

- Level 1 Pre-academic Concepts, Lesson 3: Matching Shapes
- Level 1 Receptive Language, Lesson 12: Labels of Pictures

Shape Images:



Match the Shapes



Match the Shapes

