



Dinosaur Land

Centers/Independent Work: Math – Dinosaur Patterning 1

Level 1
File Folder Task 1.6

Objective:

This activity supports individual learning outcomes as students complete tasks at their own levels, reinforcing symbol recognition, matching, and sorting.


Materials:

- Dinosaur patterning 1 pages (provided)
- Dinosaur land images (provided)
- Scissors
- Glue
- Velcro
- File folder

Instructions:

1. Print the dinosaur patterning 1 pages and dinosaur land images.
2. Glue the dinosaur patterning 1 pages to the left and right side of the file folder.
3. Laminate the file folder.
4. Laminate and cut out the dinosaur land images.
5. Attach velcro to the back of each dinosaur land image.
6. Attach velcro to the blank boxes on the dinosaur patterning 1 pages.
7. Laminate and cut a blank piece of paper. Attach velcro to the page for image storage. Store laminated images inside the file folder.
 - a. Alternate image storage: Glue an envelope to the back of the file folder *prior* to lamination. Cut a slit in the envelope to store the images.

For an example of the finished lesson, please see below.





Dinosaur Land

Centers/Independent Work: Math – Dinosaur Patterning 1

Level 1
File Folder Task 1.6

TEACHING IDEAS FOR CENTERS

- Encourage students to touch and say the picture when matching the pattern. Alternatively, students can repeat after the instructor once the instructor says the name of the picture out loud.
- Use hand motions to copy the pattern (i.e. t-rex - touch head, bone - clap hands).


TEACHING IDEAS FOR INDEPENDENT WORK

- When working through this lesson, use a structured work system to encourage independence. Ideas for structured work systems can be found in Routine Essentials: Independent Work Systems.
- **Please note:** All tasks presented during independent work should be tasks the student can complete without additional prompting.

SUPPORT THIS LESSON BY TEACHING STAR PROGRAM LESSONS





- Level 1 Pre-academic Concepts, Lesson 2: Matching Colors
- Level 1 Pre-academic Concepts, Lesson 3: Matching Shapes
- Level 1 Receptive Language, Lesson 12: Labels of Pictures





Dinosaur Land Images:



Match the Dinosaur Patterns

Match the Dinosaur Patterns

