



Dinosaur Land

Centers/Independent Work: Math – Stegosaurus Counting

Level 2
File Folder Task 2.1

Objective:

This activity supports individual learning outcomes as students complete tasks at their own levels, reinforcing symbol recognition, matching, and counting.


Materials:

- Stegosaurus counting pages (provided)
- Number images (provided)
- Scissors
- Glue
- Velcro
- File folder

Instructions:

1. Print the stegosaurus counting pages and number images.
2. Glue the pages to the left and right side of the file folder.
3. Laminate the file folder.
4. Laminate and cut out the number images.
5. Attach velcro to the back of each number image.
6. Attach velcro to the blank boxes on the stegosaurus counting pages.
7. Laminate and cut a blank piece of paper. Attach velcro to the page for image storage. Store images inside the file folder.
 - a. Alternate image storage: Glue an envelope to the back of the file folder *prior* to lamination. Cut a slit in the envelope to store the images.

For an example of the finished lesson, please see below.





Dinosaur Land

Centers/Independent Work: Math – Stegosaurus Counting

Level 2
File Folder Task 2.1

TEACHING IDEAS FOR CENTERS

- To assist with counting, provide counters and the student covers each picture with a counter.
- If students need objects to move while counting, cover each picture with a counter.

TEACHING IDEAS FOR INDEPENDENT WORK

- When working through this lesson, use a structured work system to encourage independence. Ideas for structured work systems can be found in Routine Essentials: Independent Work Systems.
- **Please note:** All tasks presented during independent work should be tasks the student can complete without additional prompting.

SUPPORT THIS LESSON BY TEACHING STAR PROGRAM LESSONS




- Level 2 Pre-academic Concepts, Lesson 2: Counting 1-10 Objects
- Level 2 Pre-academic Concepts, Lesson 3: Receptive ID of Numbers 1-10
- Level 2 Pre-academic Concepts, Lesson 4: Expressive ID of Numbers 1-10
- Level 2 Pre-academic Concepts, Lesson 5: Counting Sets of Objects

Number Images



1	2	3	4	5
6	7	8	9	10

Count the Spikes



Count the Spikes

