



Dinosaur Land

Centers/Independent Work: Math – Comparing Dinosaur Numbers 1

Level 2
Worksheet 2.3

Objective:

This activity supports individual learning outcomes as students complete tasks at their own levels, reinforcing symbol recognition, matching, and counting.

Materials:

- Comparing dinosaur numbers 1 worksheets (provided)
 - Pencils or markers
-

Instructions:

1. Print the comparing dinosaur numbers 1 pages (1 set per student).
 2. Provide students with pencils or markers.
 3. Optional: laminate the worksheets for reuse and provide students with a dry erase marker to write directly onto the laminated sheets.
-

TEACHING IDEAS FOR CENTERS

- Encourage students to **circle** the numbers on the number line: the number to the right is more and the number to the left is less.
- Write the words “more” and “less” with an image to use as a visual reminder.

TEACHING IDEAS FOR INDEPENDENT WORK

- When working through this lesson, use a structured work system to encourage independence. Ideas for structured work systems can be found in Routine Essentials: Independent Work Systems.
- **Please note:** All tasks presented during independent work should be tasks the student can complete without additional prompting.

SUPPORT THIS LESSON BY TEACHING STAR PROGRAM LESSONS

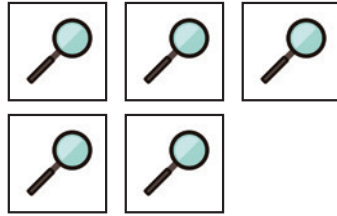
- Level 2 Pre-academic Concepts, Lesson 2: Counting 1-10 Objects
- Level 2 Pre-academic Concepts, Lesson 5: Counting Sets of Objects
- Level 2 Pre-academic Concepts, Lessons 6: Matching Sets of Objects with Numbers

Name: _____

1. Count the objects. 2. Circle the correct number. 3. Write the number.

1. Jack has 5 magnifying glasses. How many magnifying glasses does Jack have?

1 2 3 4 5 6 7 8 9 10


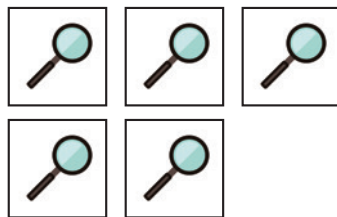


2. Skyler has 2 magnifying glasses. How many magnifying glasses does Skyler have?

1 2 3 4 5 6 7 8 9 10



3. Circle the kid with MORE magnifying glasses.




Name: _____

1. Count the objects. 2. Circle the correct number. 3. Write the number.


1. Jack uncovered 8 fossils in amber. How many fossils in amber did Jack uncover?

1 2 3 4 5 6 7 8 9 10




2. Skyler uncovered 9 fossils in amber. How many fossils in amber did Skyler uncover?

1 2 3 4 5 6 7 8 9 10



3. Circle the kid with MORE fossils in amber.

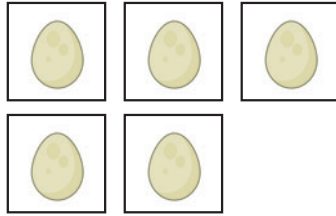


Name: _____

1. Count the objects. 2. Circle the correct number. 3. Write the number.

1. Jack saw 5 eggs in a nest. How many eggs did Jack see?

1 2 3 4 5 6 7 8 9 10

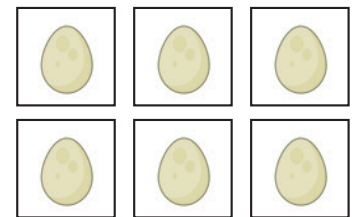


2. Skyler saw 6 eggs in a nest. How many eggs did Skyler see?

1 2 3 4 5 6 7 8 9 10



3. Circle the kid with LESS eggs.



Name: _____

1. Count the objects. 2. Circle the correct number. 3. Write the number.

1. Jack found 3 fossils. How many fossils did Jack find?

1 2 3 4 5 6 7 8 9 10



2. Skyler found 2 fossils. How many fossils did Skyler find?

1 2 3 4 5 6 7 8 9 10



3. Circle the kid with LESS fossils.

