



# Dinosaur Land

## Centers/Independent Work: Reading – Dinosaur Sorting 1

Level 1  
File Folder Task 1.4

### Objective:

This activity supports individual learning outcomes as students complete tasks at their own levels, reinforcing symbol recognition, matching, reading/listening comprehension, and fine motor skills.


### Materials:

- Whole/parts pages (provided)
- Sorting images (provided)
- Scissors
- Glue
- Velcro
- File folder

### Instructions:

1. Print the whole/parts pages and the sorting images.
2. Glue the whole/parts pages to the left and right side of the file folder.
3. Laminate the file folder.
4. Laminate and cut out the sorting images.
5. Attach velcro to the back of each sorting image.
6. Attach velcro to the blank boxes on the whole/parts pages.
7. Laminate and cut a blank piece of paper. Attach velcro to the page for image storage. Store images inside the file folder.
  - a. Alternate image storage: Glue an envelope to the back of the file folder *prior* to lamination. Cut a slit in the envelope to store the images.

*For an example of the finished lesson, please see below.*





# Dinosaur Land

## Centers/Independent Work: Reading – Dinosaur Sorting 1

Level 1  
File Folder Task 1.4

### TEACHING IDEAS FOR CENTERS

- Encourage students to say the name of the whole dinosaur and dinosaur part image. Alternatively, students can repeat after the instructor once the instructor says the name of the image out loud.

### TEACHING IDEAS FOR INDEPENDENT WORK

- When working through this lesson, use a structured work system to encourage independence. Ideas for structured work systems can be found in Routine Essentials: Independent Work Systems.
- **Please note:** All tasks presented during independent work should be tasks the student can complete without additional prompting.







### SUPPORT THIS LESSON BY TEACHING STAR PROGRAM LESSONS

- Level 1 Pre-academic Concepts, Lesson 2: Matching Colors
- Level 1 Pre-academic Concepts, Lesson 3: Matching Shapes
- Level 1 Receptive Language, Lesson 12: Labels of Picture

Sorting Images:



# Dinosaurs



# Dinosaur Body Parts

