



Objective:

This activity supports individual learning outcomes as students complete tasks at their own levels, reinforcing symbol recognition, matching, reading/listening comprehension, and fine motor skills.


Materials:

- Hatching eggs alphabet A-H page (provided)
- Egg letter images (provided)
- Scissors
- Glue
- Velcro
- File folder

Instructions:

1. Print the hatching eggs alphabet A-H page and the egg letter images.
2. Glue the hatching eggs alphabet A-H page to the right of a file folder.
3. Laminate the file folder.
4. Laminate and cut out the egg letter images.
5. Attach velcro to the back of each egg letter image.
6. Attach velcro to the blank top halves of the eggs on the hatching eggs alphabet page.
7. Laminate and cut a blank piece of paper. Attach velcro to the page for image storage. Store laminated page inside the file folder.
 - a. Alternate image storage: Glue an envelope to the back of the file folder *prior* to lamination. Cut a slit in the envelope to store the images.

For an example of the finished lesson, please see below.





Dinosaur Land

Centers/Independent Work: Reading – Hatching Eggs Alphabet A-H

Level 2
File Folder Task 2.1

TEACHING IDEAS FOR CENTERS

- Encourage students to say the name of the letter. Alternatively, students can repeat after the instructor once the instructor says the names of the letters out loud.

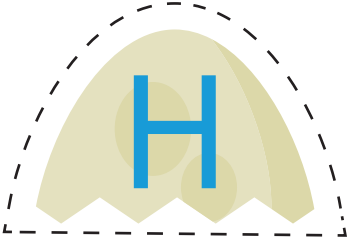
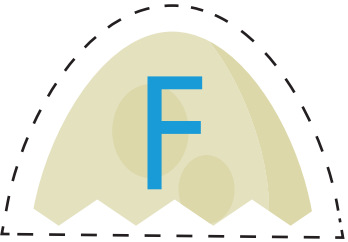
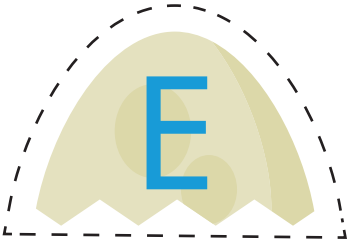
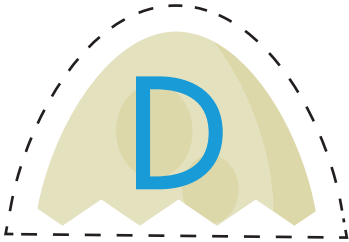
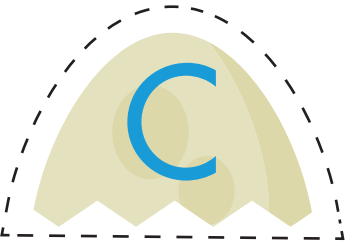
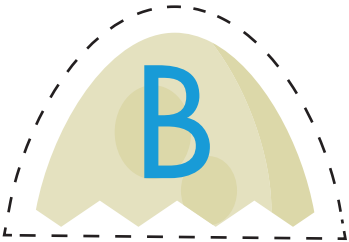
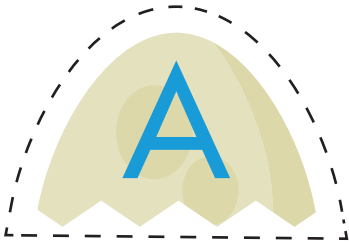
TEACHING IDEAS FOR INDEPENDENT WORK

- When working through this lesson, use a structured work system to encourage independence. Ideas for structured work systems can be found in Routine Essentials: Independent Work Systems.
- **Please note:** All tasks presented during independent work should be tasks the student can complete without additional prompting.

SUPPORT THIS LESSON BY TEACHING STAR PROGRAM LESSONS

- Level 2 Pre-academic Concepts, Lesson 7: Receptive Identification of Letters
- Level 2 Pre-academic Concepts, Lesson 8: Expressive Identification of Letters

Egg Letter Images:



Match the Letters

