



# Dinosaur Land

## Centers/Independent Work: Writing – Color the Dinosaur Pictures 1

Level 1  
Worksheet 1.1

### Objective:

This activity supports individual learning outcomes as students complete tasks at their own levels, reinforcing symbol recognition and fine motor skills.

---

### Materials:

- Color the dinosaur pictures 1 worksheets (provided)
  - Crayons or markers
- 

### Instructions:

1. Print the color the dinosaur land 1 pages (1 set per student).
  2. Provide students with:
    - a. Worksheet
    - b. Crayons or markers
  3. Direct students to color the worksheet pages.
- 

### TEACHING IDEAS FOR CENTERS

- Encourage students to color within the lines, coloring for 5-10 seconds at a time.

### TEACHING IDEAS FOR INDEPENDENT WORK

- When working through this lesson, use a structured work system to encourage independence. Ideas for structured work systems can be found in Routine Essentials: Independent Work Systems.
- **Please note:** All tasks presented during independent work should be tasks the student can complete without additional prompting.


### SUPPORT THIS LESSON BY TEACHING STAR PROGRAM LESSONS

- Level 1 Pre-academic Concepts, Lesson 4: Coloring and Attention to Task

Name: \_\_\_\_\_




Color it



Name: \_\_\_\_\_




Color it



Name: \_\_\_\_\_



Color it



Name: \_\_\_\_\_



Color it

