



Dinosaur Land恐龙世界

Circle: Activity - Who Has the Dinosaur Item?围坐活动-谁有恐龙

Objective: 目标

This activity reinforces gross motor, listening, and memory skills as students complete a series of matching and identification tasks. 本活动通过让孩子完成一系列识别和配对的任务来提升大大动作、听觉和记忆等技能。

Materials: 材料

- Visual sequence strip (provided) 视觉流程条 (见见下)
 - Dinosaur image cards (provided) 恐龙龙图片片 (见见下)
 - Box or bag 盒子子或袋子子
 - Scissors 剪刀刀
-

Duration: 10 to 15 minutes 时长长: 10-15分钟

Preparation: 准备

1. Print, laminate, and cut out: 打印、过塑和裁剪
 - a. Visual sequence strip 视觉流程条
 - b. Two sets of dinosaur image cards (one per student) 2套恐龙龙龙龙图片片 (每人人一一张)
2. Set aside one dinosaur image card for demonstration purposes. 取出一一恐龙龙龙图卡用于示范
3. Place one set of cards in a bag and distribute the other set to students. 将一一套卡片片放进袋子里里 , 将其他卡片片发给学生生
4. Seat students in a circle. 让学生生围成一一圈坐
5. Have visual sequence strip on hand and refer to it throughout activity to guide students. 随身准备好视觉流程条以便在活动过程中用来引导孩子



Dinosaur Land恐龙世界

Circle: Activity - Who Has the Dinosaur Item? 围坐活动-谁有恐龙

Activity Script: 活动脚本

We recommend using the following verbal cues as you model each step.

在进行每个步骤时，推荐使用以下口头指令

1. **“Today we’re going to play a matching game with the cards I’ve passed out to you.”**

“今天我们将要用我发给你们的卡片来玩一个配对游戏。”

[As you walk students through each step of the activity, point to its corresponding step on the visual sequence strip. Indicate the cards you’ve distributed to students.]

当进行到活动的每一步时，老师要指向视觉流程条对应的步骤。指一指你发给孩子的卡片

2. **“To begin the game, we’re going to pull a card out of this bowl. I’ll try first.”**

“开始这个游戏时，我们要从袋子里抽一张卡片。我先做一遍。”

[Demonstrate picking a card from the bowl.]

示范从袋子里抽选一张卡片

3. **“Now, I’m going to look at my card and decide what it is.”**

“现在，我要看看卡片上是什么。”

[Demonstrate looking at the card and showing it to the class.]

示范看卡片的动作并将卡片展示给全班看

4. **“What is on the card in my hand?”**

“我手上的卡片是什么？”

[Prompt students to identify the image. Model if needed.]

提示孩子说出卡片上的图案。如有需要，进行示范。

5. **“Our next step is to figure out which one of us has the matching card.”**

“接下来，要找出我们之中谁拿着一样的卡片。”

[Look around the circle to help students determine if they have the matching card.]

环视围坐的学生，辅助他们确定是否拿着配对卡片

6. **“If you have the card, stand up.”**

“如果你拿着这张卡片，起立。”

[Prompt student to stand up.]

提示孩子起立

7. **“We’re going to take turns picking cards and saying what they are.”**

“我们轮流选卡片，然后说出卡片上的是什么。”

[Choose a student to come up to the bag. Assist student to pull a card and label the image. Use prompting/modeling as needed.]

选一个学生过来。辅助孩子从袋子里抽一张卡片，并说出它是什么。如有需要，进行提示或示范。

8. **“Who has the matching card?”**

“谁拿着一样的卡片？”

[Help students determine if they have the matching card. Repeat activity until all students have had turns.

The last seated student is the winner.]

帮助学生确定他们是否有可以配对的卡片。重复整个活动直到每个学生都轮到一次。最后一个坐着的孩子胜利。




Dinosaur Land恐龙世界

Circle: Activity - Who Has the Dinosaur Item?围坐活动-谁有恐龙


Visual sequence strip: 视觉流程条




看看抽到的卡




看看自己的卡



有没有一样的?



如果有, 起立




Circle Activity: Who Has the Dinosaur Item

© Star Autism Support 2017. Themes First! - Dinosaur Land



霸王龙



© Star Autism Support 2017. Themes First! - Dinosaur Land

雷龙



© Star Autism Support 2017. Themes First! - Dinosaur Land


三角龙



© Star Autism Support 2017. Themes First! - Dinosaur Land




迅龙



© Star Autism Support 2017. Themes First! - Dinosaur Land

翼龙



© Star Autism Support 2017. Themes First! - Dinosaur Land

剑龙



© Star Autism Support 2017. Themes First! - Dinosaur Land

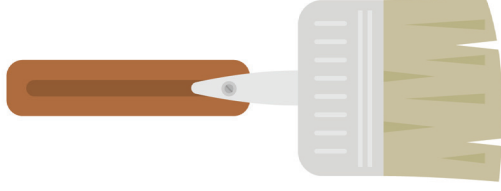


长毛象



© Star Autism Support 2017. Themes First! - Dinosaur Land

刷子



© Star Autism Support 2017. Themes First! - Dinosaur Land

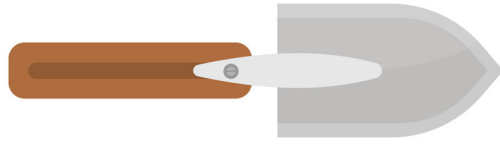
放大镜



© Star Autism Support 2017. Themes First! - Dinosaur Land



铲子



© Star Autism Support 2017. Themes First! - Dinosaur Land

化石



© Star Autism Support 2017. Themes First! - Dinosaur Land