



I'm Going on Vacation

Circle Activity: What Should I Bring?

Objective:

This activity reinforces pattern and symbol recognition, categorization, and decision-making skills to complete a collaborative classification task.

Materials:

- Visual sequence strip (provided)
 - Category cards (provided)
 - Sorting images (provided)
 - Baskets (2)
 - Bag (1)
-

Duration: 10 to 15 minutes

Preparation:

1. Print, laminate, and cut out:
 - a. Visual sequence strip
 - b. Category cards (1 set for entire class)
 - c. Sorting images (1 set for the entire class)
2. Place one basket by each category card.
3. Place all sorting images in a bag.
4. Have the visual sequence strip on hand and refer to it throughout activity to guide students.



I'm Going on Vacation

Circle Activity: What Should I Bring?

Activity Script:

We recommend using the following verbal cues as you model each step.

- 1. "Today we're going to talk about the things we would want to bring on vacation, and the things that would be silly to bring."**
[As you walk students through each step of the activity, point to its corresponding step on the visual sequence strip. Prompt students to identify things they would want on vacation, versus things they should probably leave at home. Lead a discussion about the items you associate with each category.]
- 2. "For this activity, we're going to take turns deciding if a picture shows something to bring on vacation, or something to keep at home."**
[Indicate the two category cards.]
- 3. "We have a 'Vacation' category and a 'Home' category. What things do you need during a vacation?"**
[Encourage students to identify the suitcase card and explain that this represents things that you would pack in a suitcase to go on vacation. Prompt students to think of items and activities they might do on vacation.]
- 4. "Our second category is 'Home.' What things would you need to keep at home when you go on vacation?"**
[Encourage students to identify the house card and explain that this represents things you would keep at home. Prompt students to think of items that should stay at home.]
- 5. "Now we can start the game! Our first step is to pick a picture out of this bag. I am going to look at the picture and decide if it is something I would bring on vacation."**
[Pull a sorting card out of the bag and prompt students to identify the image on it. Encourage them to decide which basket it belongs in.]
- 6. "Let's take turns picking cards now!"**
[Students take turns pulling cards from the bag, identifying each image, and sorting into the correct basket. Continue until all cards have been pulled.]



I'm Going on Vacation

Circle Activity: What Should I Bring?


Visual sequence strip:



Pull card out of bag



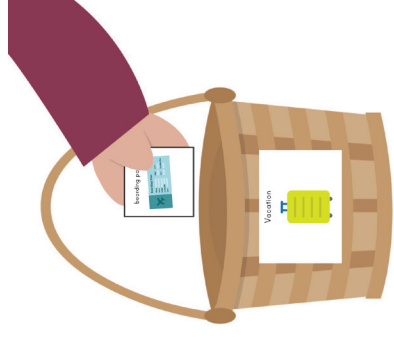
Look at picture



Suitcase or home?



Place the card in the correct basket




Circle Activity: What Should I Bring?

© Star Autism Support 2018. Themes First! - I'm Going on Vacation



Vacation



Home



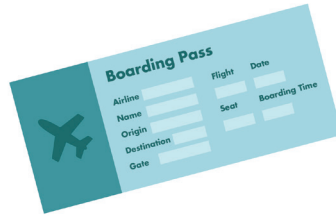
Sorting images:



binoculars



boarding pass



backpack



map



camera



sunscreen



Sorting images:



shoes



shirt



shorts



swimsuit



hat



toothbrush




Sorting images:



cat




lawn mower



garden hose




cow



mop



frying pan



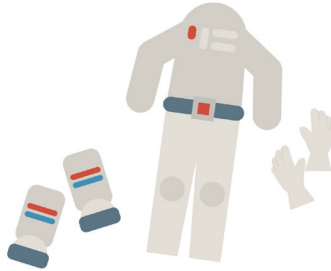
Sorting images:



Christmas tree



spacesuit



houseplant



refrigerator



fence



tractor

