

Objective:

This activity reinforces symbol recognition and time-telling concepts as students complete a life skills task.

Materials:

- Sequence strip (provided)
 - Analog movie showtime worksheet (provided)
 - Digital movie showtime worksheet (provided)
 - Analog time cards (provided)
 - Digital time cards (provided)
 - Scissors (1 per student)
 - Glue (1 per student)
-

Preparation:

1. Print, laminate, and cut out the sequence strip.
 2. Print:
 - a. Analog or digital movie showtime worksheet (1 per student, based on learning level)
 - b. Analog or digital time cards (1 set per student, based on learning level)
 3. Have the sequence strip on hand, and refer to it throughout the activity to guide the students.
-

Instructions

1. Lead a brief discussion about how to use the internet to find movie times. Then explain to students that today they are going to use a pretend internet printout for some movie showtimes to identify and match movie times.
2. Pass out a movie showtime worksheet and a set of analog or digital time cards to each student based on learning level.
 - a. For students learning analog clocks, give them the analog movie showtime worksheet and analog time cards.
 - b. For students not yet learning analog clocks, give them the digital movie showtime worksheet and digital time cards.
 - c. For a more advanced option, give students the analog movie showtime worksheet and the digital time cards.
3. Prompt students to cut out their time cards (if you haven't already done so during preparation).
4. Model the steps of the activity in Step 5, and refer to the sequence strip as you do.
5. Have each student:
 - a. Read a time card and identify the time shown on it
 - b. Place the time card in its correct location on the movie showtime worksheet
 - c. Glue the time card down once it has been reviewed by staff
6. Repeat Step 5 until all the students' time cards have been placed and glued on the movie showtime worksheet.

Considerations:

- Consider cutting out the time cards for students prior to the activity.
-

Suggestions for Differentiation:

Essential

- Provide the cue "do this," and model the action.
- Cut out three sides of the time card images for the student, and have the student cut the remaining side.
- Provide the student with only the provided digital materials.

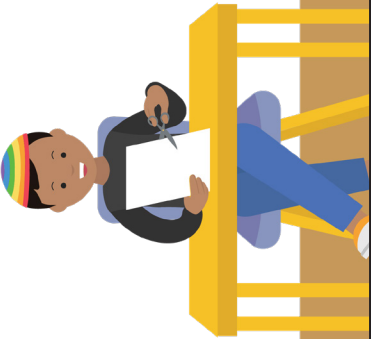


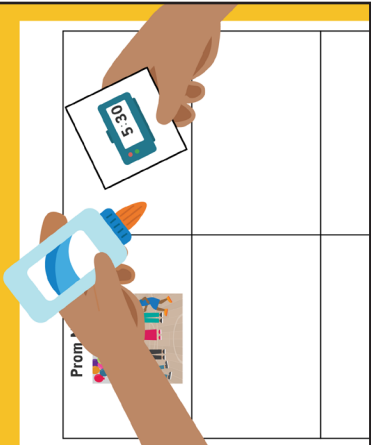
Intermediate

- Explain the activity using one-step directions, and teach the student to reference the sequence strip when needed. Encourage the student to label the steps in the sequence strip using their mode of communication.
- Point to the images on the movie showtime worksheet that depict an action, and ask the student to label the action.
- Cut out one or two sides of the time card images for the student, and have them cut out the remaining sides.
- Provide the student with only the provided analog materials.

Advanced

- Explain the activity using multi-step directions.
- Challenge students to write down the movie showtimes in order from earliest to latest.
- Encourage the student to answer questions about movies they've seen or want to see.
- Provide visual or verbal prompts for students to ask the teacher or staff questions related to seeing movies or choosing a movie time.
- Have students match the digital time cards to the analog times shown on the worksheet.


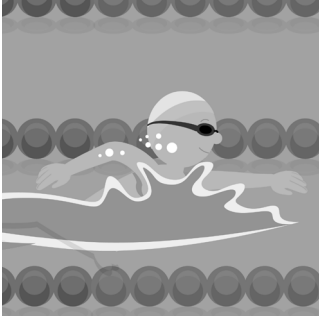
Sequence strip

<p>Cut out the time cards</p> 	<p>Identify the time on the cards</p> 	<p>Find the match</p> 	<p>Glue the time cards</p> 
--	--	---	---

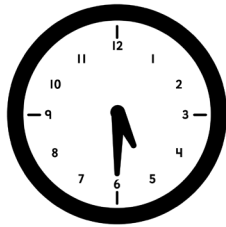
Going to the Movies – Group: Movie Time! Sequence Strip

© STAR Autism Support 2022. Links.

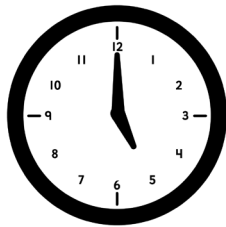
The Last Lap





Prom Night!



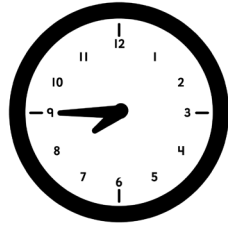
Samir's Summer Vacation




Forgotten Highway



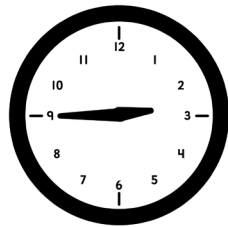
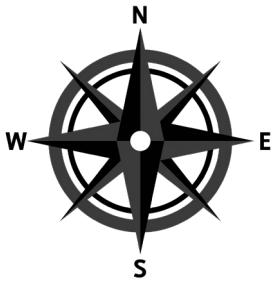
Wilson's Great Adventure





The Event



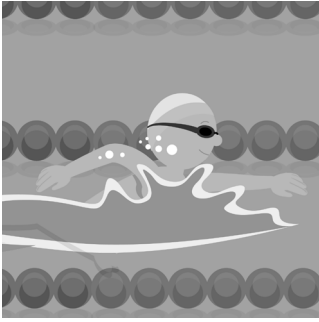
Lost in the Woods



Winter's Competition



The Last Lap




Prom Night!



Samir's Summer Vacation



Forgotten Highway



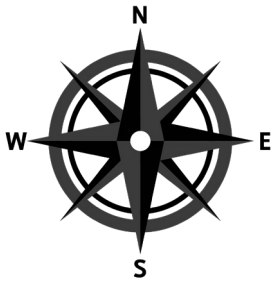
Wilson's Great Adventure



The Event



Lost in the Woods

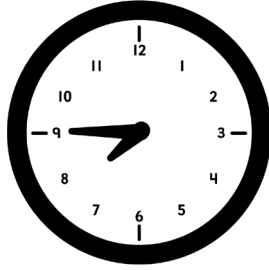


Winter's Competition

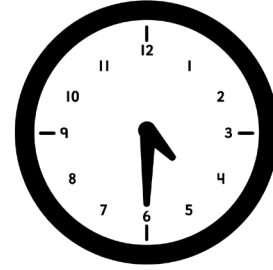





Look at the clock. What movie are you going to see?




Look at the clock. What movie are you going to see?



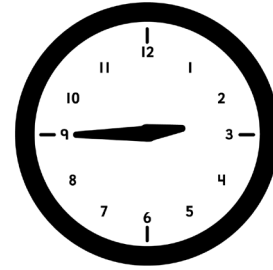
Look at the clock. What movie are you going to see?




Look at the clock. What movie are you going to see?




Look at the clock. What movie are you going to see?



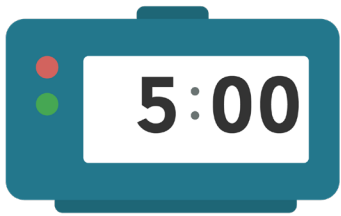
Look at the clock. What movie are you going to see?



Look at the clock. What movie are you going to see?



Look at the clock. What movie are you going to see?



Look at the clock. What movie are you going to see?



Look at the clock. What movie are you going to see?



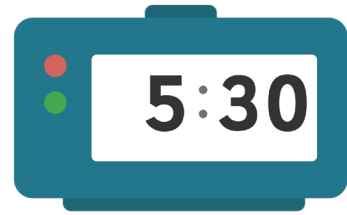
Look at the clock. What movie are you going to see?



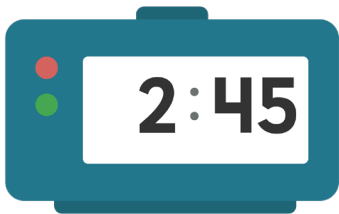
Look at the clock. What movie are you going to see?



Look at the clock. What movie are you going to see?



Look at the clock. What movie are you going to see?



Look at the clock. What movie are you going to see?



Look at the clock. What movie are you going to see?