



# Back-to-School

## Group Activity: Game - Bingo

### Instructions:

1. Print blank bingo boards and back to school images (one board and images for each student).
  2. Students cut out images and glue one image in each square under correct column. This creates a unique bingo board for each student.
  3. Optional: Laminate completed bingo boards for future use.
  4. Cut out and laminate one complete set of images as the master card set.
  5. Place the master card set in a bag for the "caller."
  6. Choose one student to be the "caller." The "caller"
    - a. Selects a card from the bag
    - b. Says the category name (e.g. school supplies, colors, places at school)
    - c. Says the item (e.g. crayons)
    - d. Optional: Also show the card while stating the item.
  7. Students use his/her marker to "mark out" called cards.
  8. Students call out "Bingo" when a row or column is completed.
- 

### Materials:

- Blank bingo boards (provided)
  - Bingo back to school images (provided)
  - Bingo markers (stickers, bingo daubers, dry erase markers)
- 





**Duration:** 15-20 minutes

---

**Variation:** Play "Blackout" and everyone wins.

# Group Activity: Game - Bingo

Examples:

Colors	Body Parts	School Supplies	Places at School
			

## Back To School Bingo

Colors	Body Parts	School Supplies	Places at School


# Group Activity: Game - Bingo



Cut out the pictures.



Glue the pictures to the bingo board.

Red 	Blue 	Yellow 	Green 
Eyes 	Mouth 	Hand 	Foot 
Glue 	Crayons 	Scissors 	Book 
Bus 	Playground 	Cafeteria 	Boy's Bathroom 