

### Objective:

Social scripts help students understand expected behaviors, routines, upcoming events, and a variety of social skills, including perspective-taking and social-emotional concepts.

---

### Materials:

- “Exploring New Places” social script (provided)
  - Comprehension questions (provided)
  - Scissors
  - Hole punch
  - Ring for binding purposes (1 per prepared script)
- 

### Preparation:

1. Print the social script pages (1 set per student or 1 set for the entire class).
  2. Print and laminate the comprehension questions. Keep the comprehension questions with the social script.
  3. Cut along the dashed lines on the script pages.
  4. Laminate and assemble the script pages.
  5. Hole-punch the top left corner of the script pages.
  6. To bind the book, place a ring through the punched hole.
- 

### Instructions for use as a visual support:

1. Schedule a time to read the social script to students at least one week before the expected event and each day leading up to the event or expected behavior.
2. As needed, increase the frequency with which you read the social script to assist students’ skill acquisition.
3. Social scripts are most effective when combined with opportunities to practice and receive feedback. Give adequate opportunities to practice skills and provide reinforcement to increase appropriate behaviors.

### Instructions for use as a group activity:

1. Read the social script to the class.
2. *Wh*- questions with visual answer choices are provided. For students working on receptive identification of pictures, ask each question as written and then give the cue “point to X [answer choice].” For students working on receptive and expressive identification of pictures, ask the questions as written, and then give the cue “point to X [answer choice]. What is it?” Encourage all students to answer questions using their mode of communication.

## Considerations:

- Social scripts are not intended for use following challenging behavior. They are to be used as a teaching tool prior to the event or targeted behavior. If needed, schedule additional times throughout the day to review the script with students.
- To promote maintenance of the desired skills, begin to increase the amount of time between each reading.
- To promote generalization of the desired skills, ask other adults and students to review the script with students and practice the specific skills.
- For learners who would benefit from participating in the development of a social script, allow them to find their own images and/or use some of their own words.
- For learners who are readers and learn independently from social scripts, allow them to read the script on their own.




## Exploring New Places

---




Going on a trip can be a lot of fun!  
Sometimes when I go on a trip, I  
get to explore new places I haven't  
been to before! Exploring new places  
means I might get to see some of my  
favorite things in a new environment.  
I might also get to learn about  
new things!





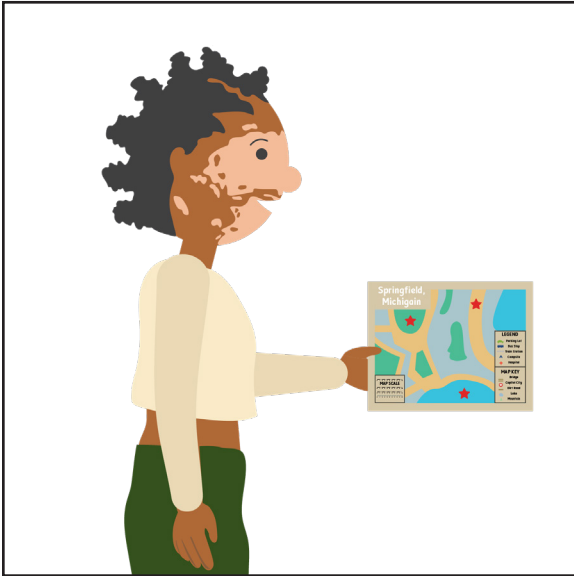
I am excited when I get to explore new places, but sometimes it makes me a little nervous. When I get nervous, making a plan can help.

2



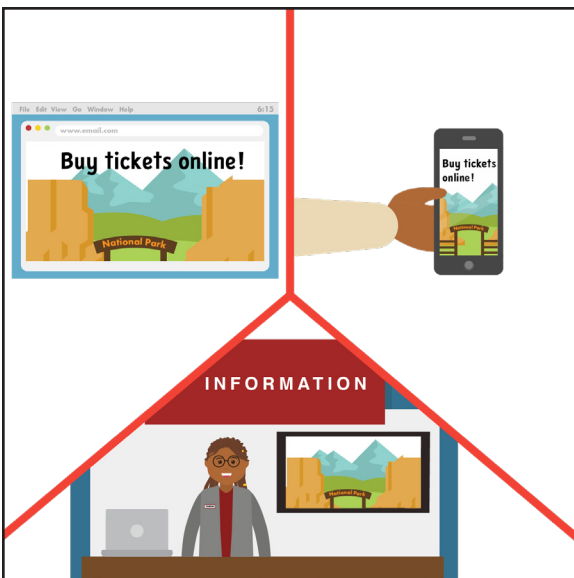
Having a plan can help me know where to go, how to get there, and what great things my group can see when we explore.

3




First, I can find a map of the place I'll be visiting. A map will help my group get around and find popular attractions or activities. A map will also help me locate centers for information or assistance.

4



To find a map, I can go to the location's website or tourism center. If I'm staying at a hotel, I can go to the front desk. I might even be able to find and save the map on my cell phone.

5



Next, I can research what attractions or activities I would like to do. This part of my plan will help me make sure I have enough money to explore the activities, try new foods, and even budget for transportation.

6




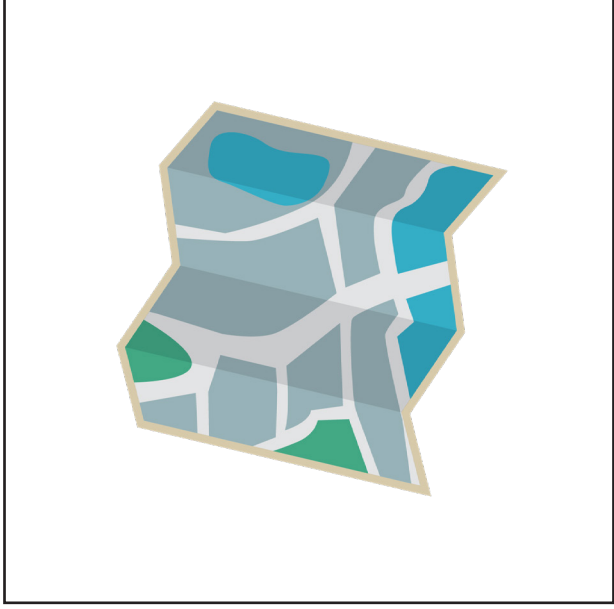

Exploring new places and learning about new things can be fun activities! Now that I can plan for exploring new places, I am ready for my trip!

7

## “Exploring New Places” Social Script: Comprehension Questions

### QUESTION 1:

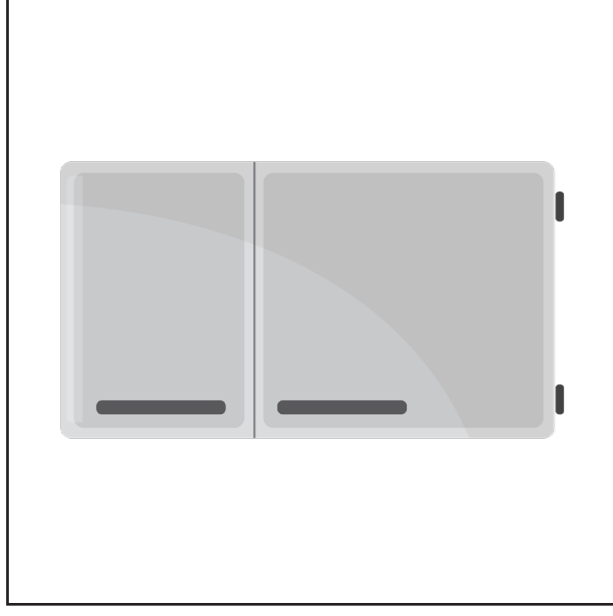


When you are going somewhere new, what helps you know where to go and what to do?



## “Exploring New Places” Social Script: Comprehension Questions

### QUESTION 2:

Where can you find a map to explore a new place?





## “Exploring New Places” Social Script: Comprehension Questions

### QUESTION 3:

What can you research before exploring a new place?

