

Objective:

This activity reinforces independence and listening skills as students complete an identification and matching task.

Materials:

- Sequence strip (provided)
 - Blank bingo boards (provided)
 - Bingo master card set (provided)
 - Bingo images and words (provided)
 - Bingo markers (stickers, 1" squares of paper, or dry erase markers if laminating)
 - Scissors
 - Bag
-

Preparation:

1. Print, laminate, and cut out:
 - a. Sequence strip
 - b. Bingo master card set
 2. Print:
 - a. Bingo boards (1 board per student)
 - b. Bingo images and words (1 set per student; choose either images or words based on student skill level)
 3. Set aside a board and images for you to use during demonstration of the activity.
 4. Place the master card set in a bag for the caller.
 5. Provide each student with a bingo board and bingo images/words.
 6. Have the sequence strip on hand, and refer to it throughout the activity to guide students.
-

Instructions:

1. Explain that the class will be playing a lunchtime-themed game of bingo.
2. Indicate your completed bingo board model. Point to the students' blank bingo boards, as well as their sets of images. Model using scissors to cut out images. Encourage each student to create a unique board of their own.
3. Choose one student to be the caller. Instruct them to:
 - a. Select a card from the bag
 - b. Identify the card
 - c. Optional: the caller shows the card while stating the item
4. Model a practice round in which you demonstrate marking your own board.
5. Explain that the goal of bingo is to fill a whole row or column with marks.

Suggestions for Differentiation:

Essential:

- Provide the cue “do this” and model the action.
- Cut the bingo images and words for students.

Intermediate:

- Explain the activity using one-step directions and teach students to reference the sequence strip when needed.
- Partially cut the bingo images and words for students, and allow them to finish cutting them out.


Advanced:

- Explain the activity using multi-step directions.
- Encourage students to offer assistance to peers as appropriate.

Sequence strip




Get your bingo board and marker




Listen for the word



Look for the word or picture




Mark off the word or the picture



Lunchtime - Group Activity: Academic Games - Bingo

Say Bingo!



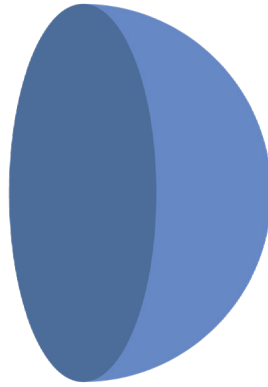
© STAR Autism Support 2021. Links.

Lunchtime – Vocabulary: Bingo

© STAR Autism Support 2021. Links.



Bowl



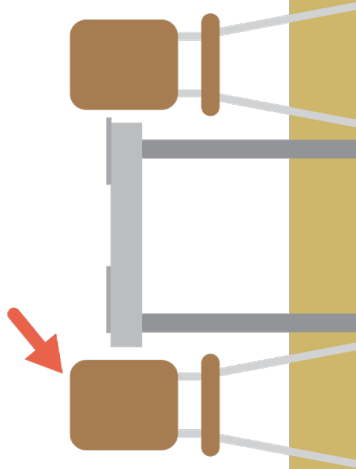
© STAR Autism Support 2021. Links. - Lunchtime

Cafeteria



© STAR Autism Support 2021. Links. - Lunchtime

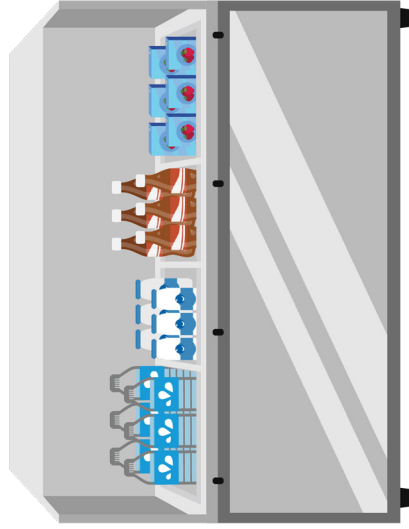
Chair



© STAR Autism Support 2021. Links. - Lunchtime




Cooler



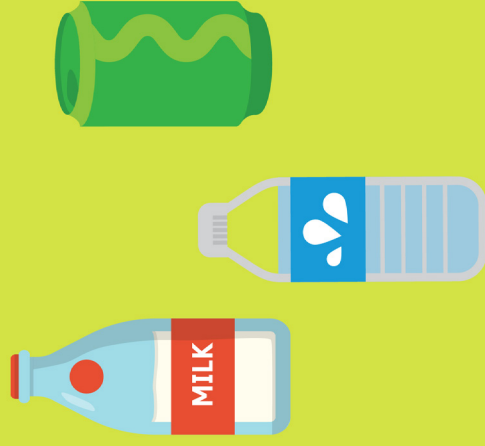
© STAR Autism Support 2021. Links. - Luncftime

Cup



© STAR Autism Support 2021. Links. - Luncftime


Drink



© STAR Autism Support 2021. Links. - Luncftime



Entree



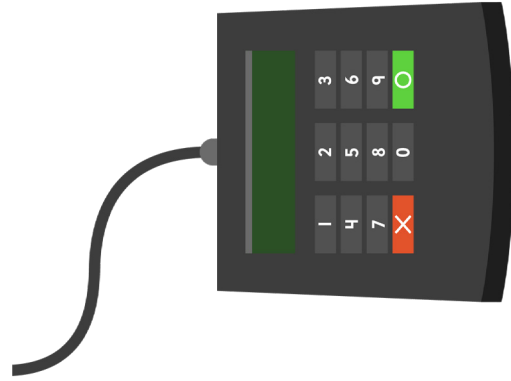
© STAR Autism Support 2021. Links. - Lunchtime

I.D. Number



© STAR Autism Support 2021. Links. - Lunchtime

Keypad



© STAR Autism Support 2021. Links. - Lunchtime




Lunch Menu

October 2021 Creekview Middle School

Sunday	Monday	Tuesday	Wednesday	Thursday	Friday	Saturday
26	27	28	29	30	31	1
2	3 Chicken Strips Mashed Potatoes	4 Chicken Strips Mashed Potatoes	5 Chicken Strips Mashed Potatoes	6 Pasta Mashed Potatoes	7 Pasta Mashed Potatoes	8
9	10 Chicken Strips Mashed Potatoes	11 Chicken Strips Mashed Potatoes	12 Chicken Strips Mashed Potatoes	13 Pasta Mashed Potatoes	14 Pasta Mashed Potatoes	15
16	17 Chicken Strips Mashed Potatoes	18 Chicken Strips Mashed Potatoes	19 Pasta Mashed Potatoes	20 Pasta Mashed Potatoes	21 Pasta Mashed Potatoes	22
23	24 Chicken Strips Mashed Potatoes	25 Chicken Strips Mashed Potatoes	26 Pasta Mashed Potatoes	27 Pasta Mashed Potatoes	28 Pasta Mashed Potatoes	29
30	31 Chicken Strips Mashed Potatoes	1	2	3	4	5

© STAR Autism Support 2021. Links. - Lunchtime

Manners



© STAR Autism Support 2021. Links. - Lunchtime

Plate



© STAR Autism Support 2021. Links. - Lunchtime

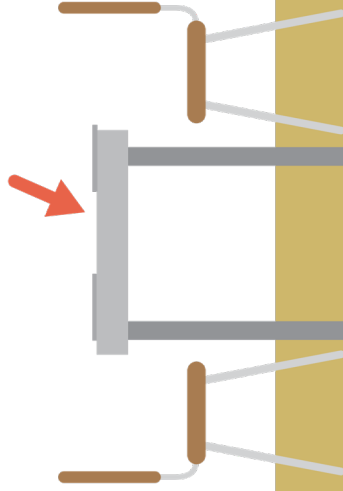


Recycling




© STAR Autism Support 2021. Links. - Lunchtime

Table



© STAR Autism Support 2021. Links. - Lunchtime

Tray



© STAR Autism Support 2021. Links. - Lunchtime



Utensils



© STAR Autism Support 2021. Links. - Lunchtime

Lunchtime Bingo



Cut out the pictures.



Glue the pictures to the bingo board.

<p>Bowl</p> 	<p>Cafeteria</p> 	<p>Chair</p> 	<p>Cooler</p> 
<p>Cup</p> 	<p>Drink</p> 	<p>Entrée</p> 	<p>I.D. Number</p> 
<p>Keypad</p> 	<p>Lunch Menu</p> 	<p>Manners</p> 	<p>Plate</p> 
<p>Recycling</p> 	<p>Table</p> 	<p>Tray</p> 	<p>Utensils</p> 

Bingo words



Cut out the words.



Glue the words to the bingo board.

Bowl	Cafeteria	Chair	Cooler
Cup	Drink	Entrée	I.D. Number
Keypad	Lunch Menu	Manners	Plate
Recycling	Table	Tray	Utensils