

Objective:

This activity reinforces independence and listening skills as students complete an identification and matching task.

Materials:

- Sequence strip (provided)
 - Blank bingo boards (provided)
 - Bingo master card set (provided)
 - Bingo images and words (provided)
 - Bingo markers (stickers, 1" squares of paper, or dry erase markers if laminating)
 - Scissors
 - Bag
-

Preparation:

1. Print, laminate, and cut out:
 - a. Sequence strip
 - b. Bingo master card set
 2. Print:
 - a. Bingo boards (1 board per student)
 - b. Bingo images and words (1 set per student; choose either images or words based on student skill level)
 3. Set aside a board and images for you to use during demonstration of the activity.
 4. Place the master card set in a bag for the caller.
 5. Provide each student with a bingo board and bingo images/words.
 6. Have the sequence strip on hand, and refer to it throughout the activity to guide students.
-

Instructions:

1. Explain that the class will be playing a movie-themed game of bingo.
2. Indicate your completed bingo board model. Point to the students' blank bingo boards, as well as their sets of images. Model using scissors to cut out images. Encourage each student to create a unique board of their own.
3. Choose one student to be the caller. Instruct them to:
 - a. Select a card from the bag
 - b. Identify the card
 - c. Optional: the caller shows the card while stating the item
4. Model a practice round in which you demonstrate marking your own board.
5. Explain that the goal of bingo is to fill a whole row or column with marks.

Suggestions for Differentiation:

Essential:

- Provide the cue “do this” and model the action.
- Cut the bingo images and words for students.

Intermediate:

- Explain the activity using one-step directions and teach students to reference the sequence strip when needed.
- Partially cut the bingo images and words for students, and allow them to finish cutting them out.


Advanced:

- Explain the activity using multi-step directions.
- Encourage students to offer assistance to peers as appropriate.


Sequence strip




Get your bingo board and marker




Listen for the word



Look for the word or picture




Mark off the word or the picture



Going to the Movies - Group Activity: Academic Games - Bingo

Say Bingo!



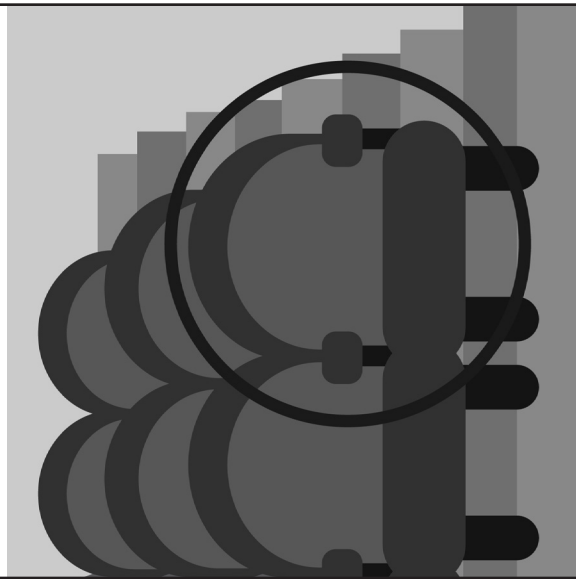
© STAR Autism Support 2022. Links.

Going to the Movies – Vocabulary: Bingo

© STAR Autism Support 2022. Links.




Aisle Seat



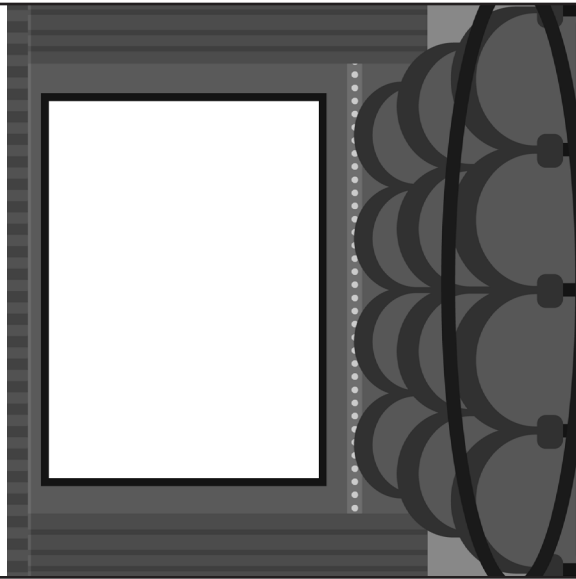
© STAR Autism Support 2022. Links. - Going to the Movies

Women's Restroom



© STAR Autism Support 2022. Links. - Going to the Movies

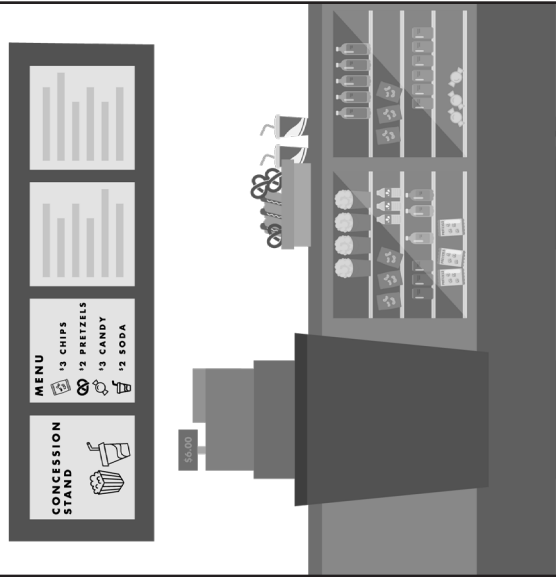
Back Row



© STAR Autism Support 2022. Links. - Going to the Movies

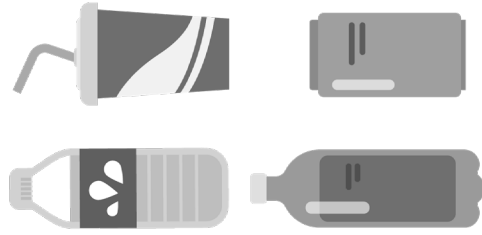


Concession Stand



© STAR Autism Support 2022. Links. - Going to the Movies

Drink



© STAR Autism Support 2022. Links. - Going to the Movies

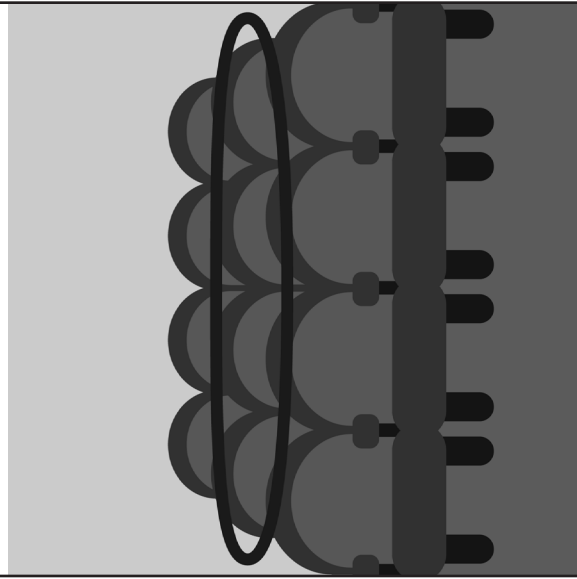
Lobby



© STAR Autism Support 2022. Links. - Going to the Movies

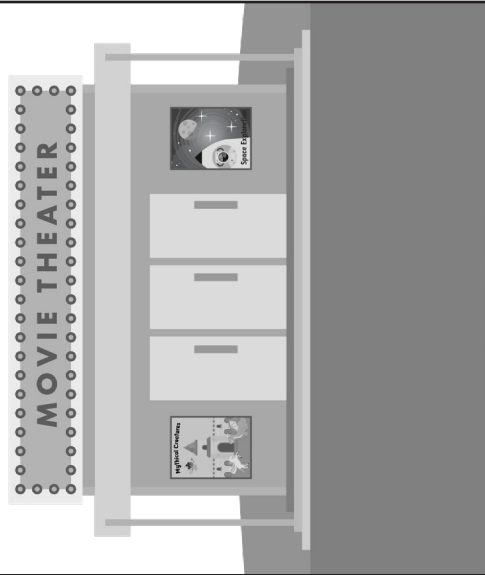


Middle Row




© STAR Autism Support 2022. Links. - Going to the Movies

Movie Theater



© STAR Autism Support 2022. Links. - Going to the Movies


Snacks



© STAR Autism Support 2022. Links. - Going to the Movies



Ticket Stub



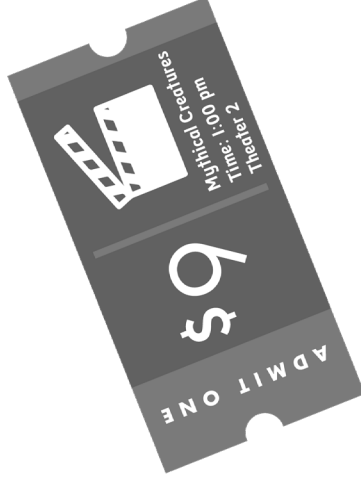
© STAR Autism Support 2022. Links. - Going to the Movies

Cashier



© STAR Autism Support 2022. Links. - Going to the Movies


Ticket



© STAR Autism Support 2022. Links. - Going to the Movies

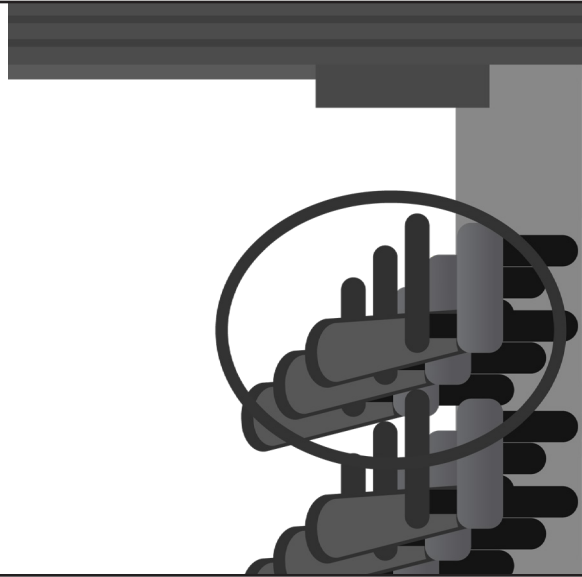


Ticket Window



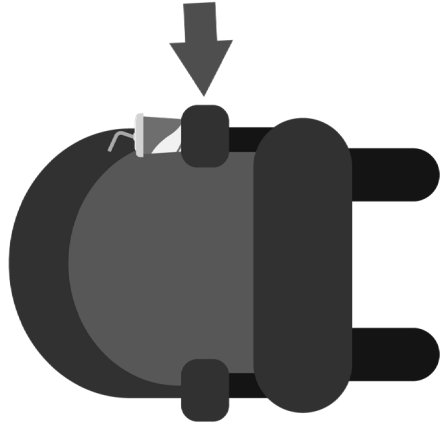
© STAR Autism Support 2022. Links. - Going to the Movies

Front Row



© STAR Autism Support 2022. Links. - Going to the Movies


Cup Holder



© STAR Autism Support 2022. Links. - Going to the Movies



Men's Restroom



© STAR Autism Support 2022. Links. - Going to the Movies

The image shows a rectangular sign for a men's restroom. The sign is divided into three horizontal sections. The top section is white and contains the text "Men's Restroom" in a bold, black, sans-serif font. The middle section is a light gray color and features a dark gray rectangular sign with a white male figure icon and the word "BATHROOM" in white, uppercase, sans-serif font. The bottom section is white and contains the copyright notice "© STAR Autism Support 2022. Links. - Going to the Movies" in a small, black, sans-serif font. The entire sign is enclosed in a dashed black border.







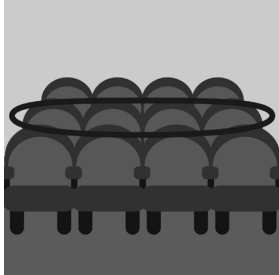



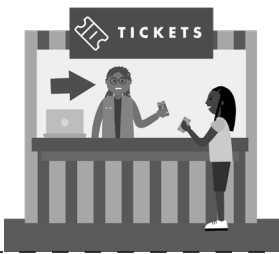


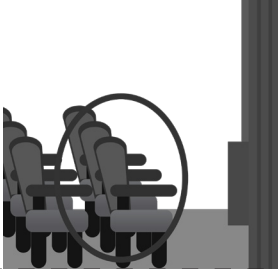
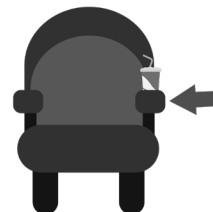

Going to the Movies Bingo



Cut out the pictures.



Glue the pictures to the bingo board.

Aisle Seat 	Women's Restroom 	Back Row 	Concession Stand 
Drink 	Lobby 	Middle Row 	Movie Theater 
Snacks 	Ticket Stub 	Cashier 	Ticket 
Ticket Window 	Front Row 	Cup Holder 	Men's Restroom 



Cut out the words.



Glue the words to the bingo board.

Aisle Seat	Women's Restroom	Back Row	Concession Stand
Drink	Lobby	Middle Row	Movie Theater
Snacks	Ticket Stub	Cashier	Ticket
Ticket Window	Front Row	Cup Holder	Men's Restroom