



Our Communities

Group Activity: Game – Our Communities Memory

Objective:

This activity reinforces pattern recognition, matching, and decision-making skills to complete a collaborative memory task.

Materials:

- Community image cards (provided)
-

Duration: 10 to 15 minutes

Preparation:

1. Print, laminate, and cut out the community image cards on cardstock paper (2 copies for each game set).
 2. Shuffle the cards so matching cards are not near each other.
 3. Lay cards face down in rows on the table or floor, forming a rectangle/square.
 4. Make sure the cards are not touching each other.
-

Optional:

- Lay one set of the cards face up on the table. Put the second set in a “draw” pile. The first student draws a card and matches it to a card laying face up.
- The number of pairs of cards used depends on the ability level of the students; 12-16 is ideal.



Our Communities

Group Activity: Game – Our Communities Memory

Activity Script:

We recommend using the following verbal cues as you model each step.

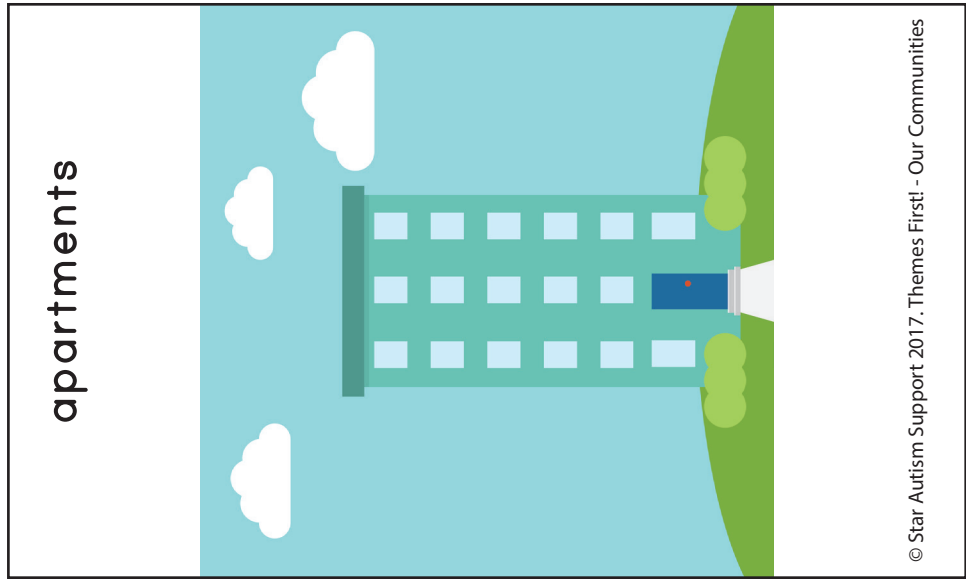
1. **“Today we’re going to play a game with these cards using our memory.”**
[Indicate the cards laid out in front of students.]
2. **“I’ll go first and then you can try.”**
[a. Select a card and turn it over; ask students to identify the community image.
b. Select a second card and turn it over; ask students to identify the community image.]
3. **“Do these cards match?”**
[Discuss the rules of the game: if the cards match, the student keeps the pair of cards. If they don’t match, the cards are turned back over.]
4. **“Let’s start playing!”**
[Students take turns until all cards have been matched.]
5. **“Now we can count our cards and see who won.”**
[The winner of the game is the one with the most matching pairs of cards.]



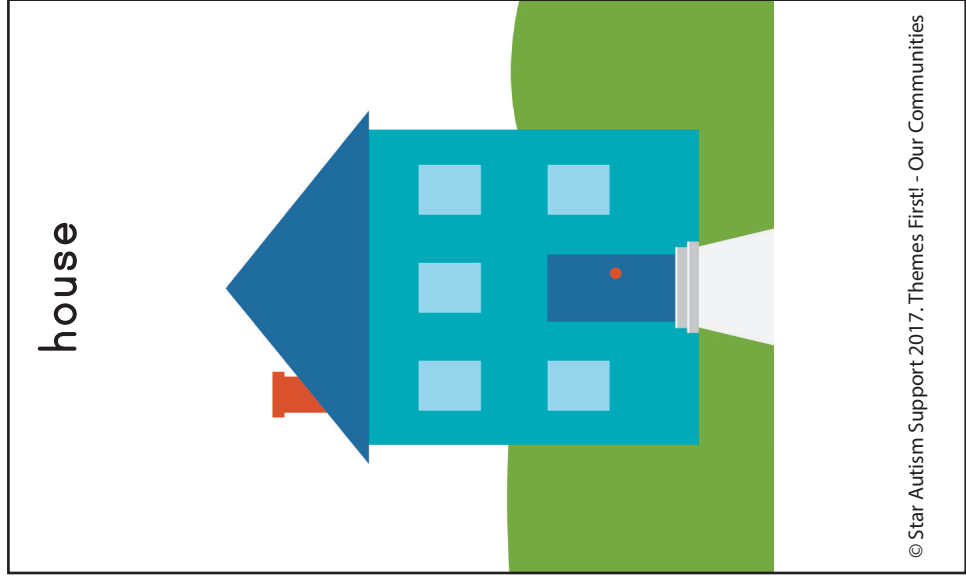
Our Communities

Group Activity: Game – Our Communities Memory

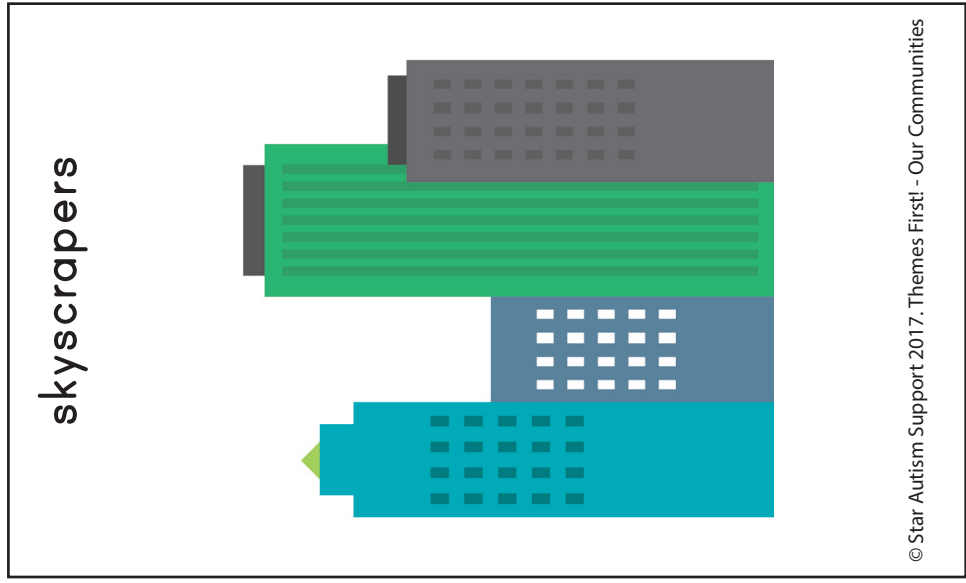
Our Community Image Cards:



© Star Autism Support 2017. Themes First! - Our Communities



© Star Autism Support 2017. Themes First! - Our Communities



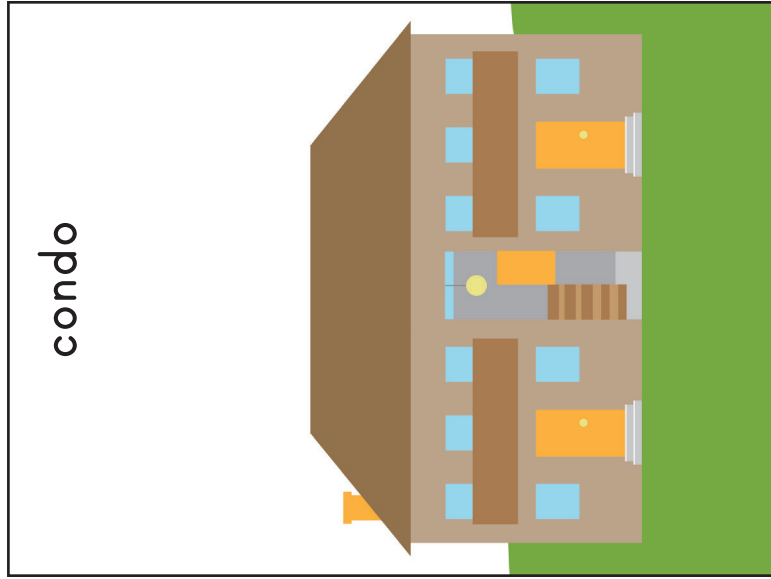
© Star Autism Support 2017. Themes First! - Our Communities



Our Communities


Group Activity: Game – Our Communities Memory

Our Community Image Cards:



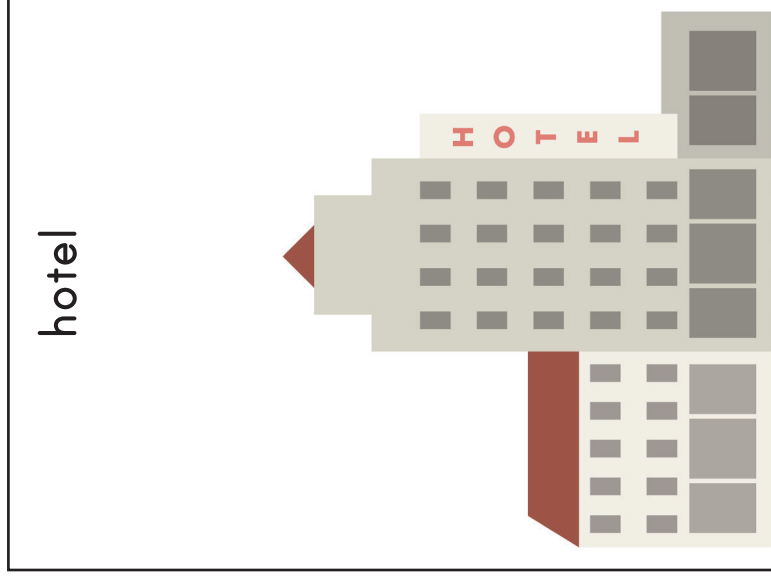
condo

© Star Autism Support 2017. Themes First! - Our Communities



ranch

© Star Autism Support 2017. Themes First! - Our Communities



hotel

© Star Autism Support 2017. Themes First! - Our Communities



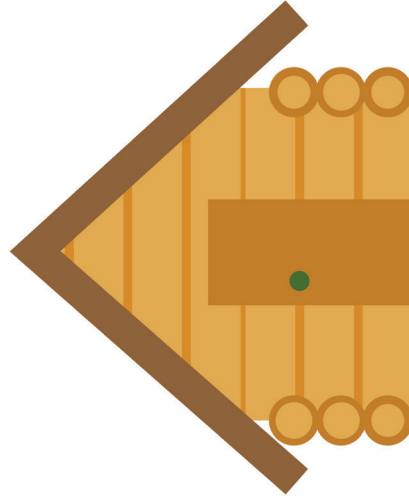
Our Communities

Group Activity: Game – Our Communities Memory

Our Community Image Cards:

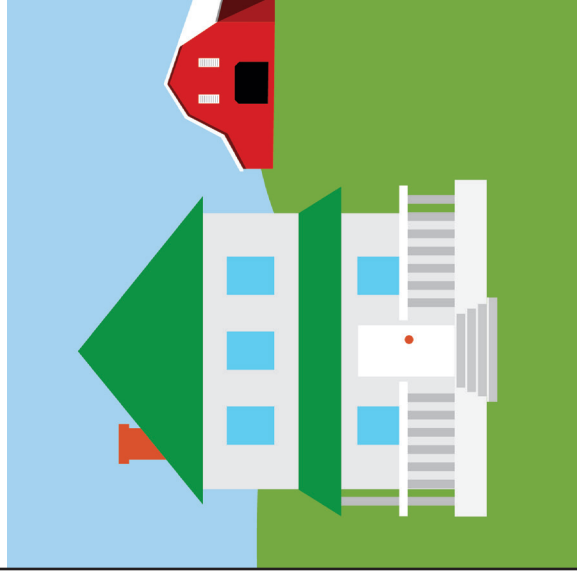


log cabin



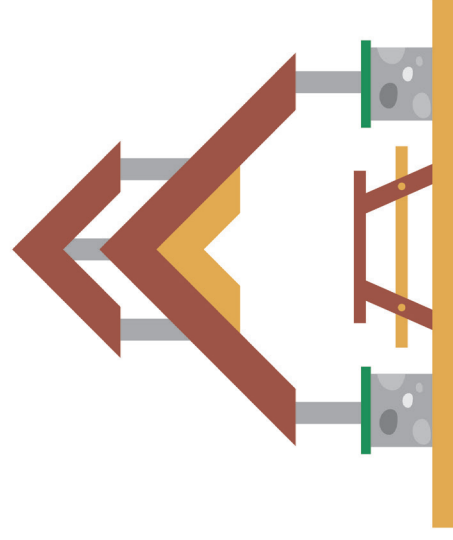
© Star Autism Support 2017. Themes First! - Our Communities

farmhouse



© Star Autism Support 2017. Themes First! - Our Communities

shelter



© Star Autism Support 2017. Themes First! - Our Communities



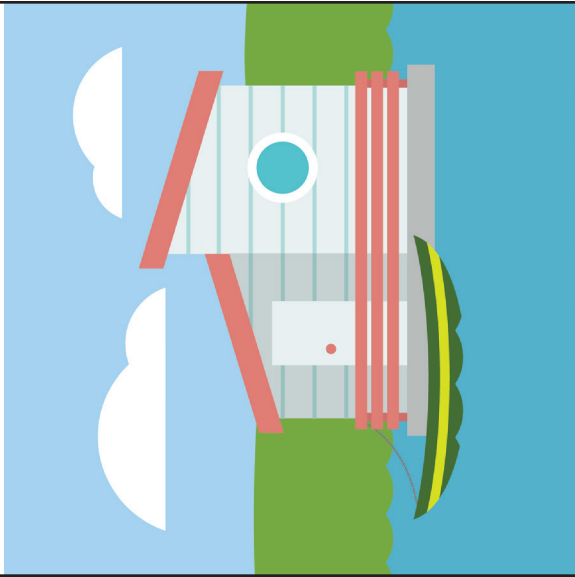
Our Communities

Group Activity: Game – Our Communities Memory

Our Community Image Cards:

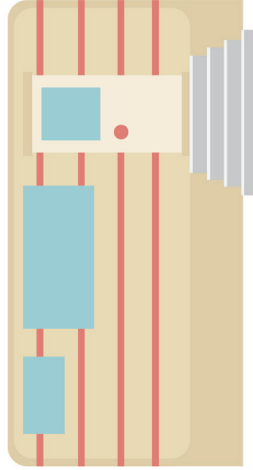


houseboat



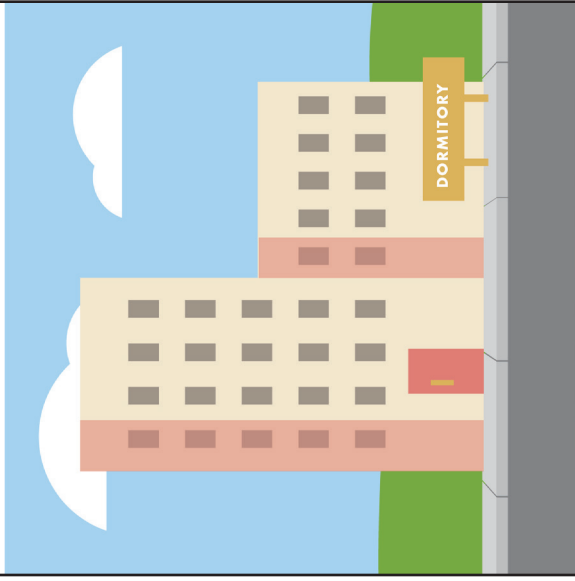
© Star Autism Support 2017. Themes First! - Our Communities

mobile home



© Star Autism Support 2017. Themes First! - Our Communities

dormitory




© Star Autism Support 2017. Themes First! - Our Communities



Our Communities

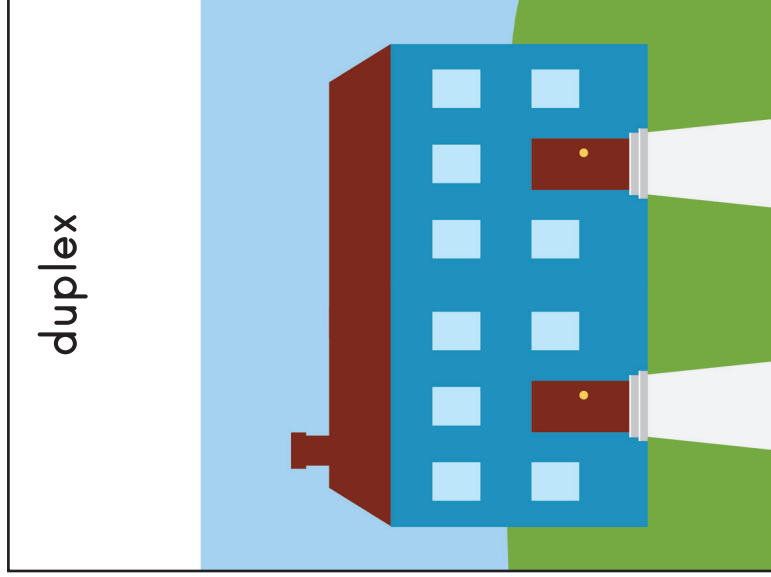
Group Activity: Game – Our Communities Memory

Our Community Image Cards:




townhouse

© Star Autism Support 2017. Themes First! - Our Communities



duplex

© Star Autism Support 2017. Themes First! - Our Communities



castle

© Star Autism Support 2017. Themes First! - Our Communities



Our Communities

Group Activity: Game – Our Communities Memory

Our Community Image Cards:

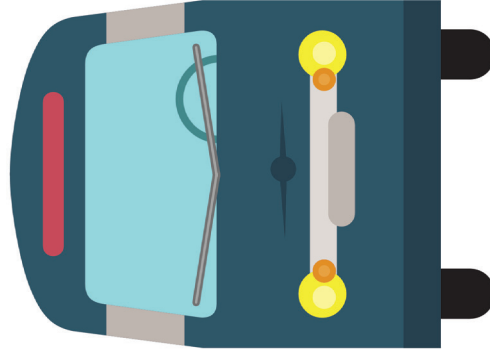


horse



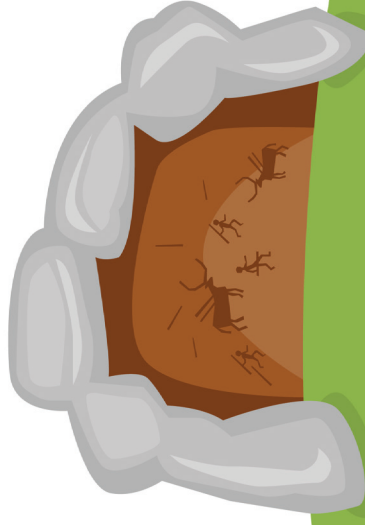
© Star Autism Support 2017. Themes First! - Our Communities

bus



© Star Autism Support 2017. Themes First! - Our Communities

cave



© Star Autism Support 2017. Themes First! - Our Communities



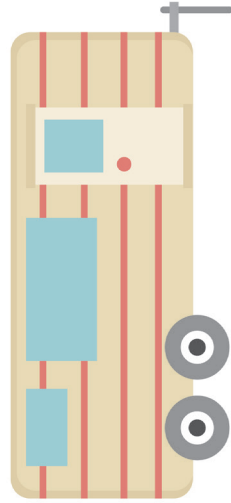
Our Communities

Group Activity: Game – Our Communities Memory

Our Community Image Cards:



trailer



© Star Autism Support 2017. Themes First! - Our Communities