



Safari Adventure

Circle Activity: What Should I Feed the Animals?

Objective:

This activity reinforces identification and listening skills as students complete this matching task.

Materials:

- Visual sequence strip (provided)
 - Food image cards (provided)
 - Cube template (provided)
 - Giraffe and gorilla images (provided)
-

Duration: 10 to 15 minutes

Preparation:

1. Print, laminate, and cut out:
 - a. Visual sequence strip
 - b. Food image cards
 - c. Giraffe and gorilla images
2. Print cube template on heavy stock paper.
3. Assemble cube by following the instructions on the template.
4. Lay out food images on the floor and seat students in a circle around the images.
5. Have the visual sequence strip on hand and refer to it throughout the activity to guide students.

Circle Activity: What Should I Feed the Animals?

Activity Script:

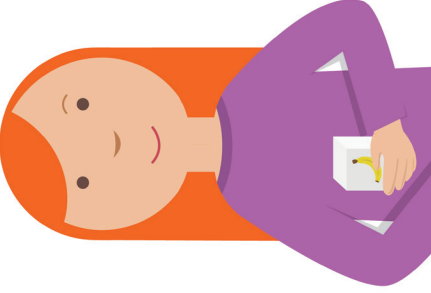

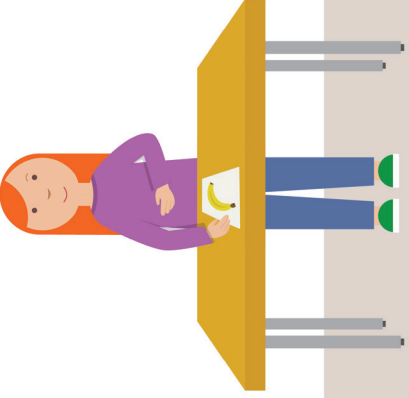

We recommend using the following verbal cues as you model each step.

1. **"Today we are going to play a game to help feed some hungry gorillas and giraffes."**
[As you walk students through each step of the activity, point to its corresponding step on the visual sequence strip.]
2. **"To play this game, we need to know what the two animals like to eat and how much to feed the animals."**
[Discuss the food that both animals like to eat. Indicate the assembled cube and prompt students to identify the image on each side.]
3. **"Our first step is to roll the food cube. Whatever picture lands face up is the food you have to feed the right animal. I'll roll first and then we'll take turns rolling."**
[Roll the cube and show students the image you rolled.]
4. **"I rolled two bananas. Which animal do you think would eat the bananas?"**
[Indicate the food image cards on the floor. Find two bananas.]
5. **"Now I need to carefully feed the gorilla two bananas. Everyone count with me."**
[Model putting the banana images into the open mouth of the gorilla image while counting.]
6. **"Now it's your turn!"**
[Choose a student to roll first. Continue until all food image cards have been "eaten." Repeat so all students have had turns.]

Circle Activity: What Should I Feed the Animals?

Visual sequence strip:



<p>Roll the cube</p> 	<p>Look at the cube to see what it lands on</p> 	<p>Pick up the "food"</p> 	<p>Feed the animal</p> 
--	---	--	--

Circle Activity: What Should I Feed the Animals?

© Star Autism Support 2018. Themes First! - Safari Adventure

Cube Template

Instructions:

- 1. Print out on 8 1/2" x 11" heavy stock paper.
- 2. Cut out the template along the outer lines.
- 3. Fold along the inner lines.
- 4. Assemble into a cube by gluing the sides together along the tabs.

