



Spring Things

Group Activity: Game - Are You My Mother?

Set Up:

1. Print, laminate and cut the *Are You My Mother? Board* (11"x17" paper, landscape orientation and 2-3 copies for small groups).
2. Print, laminate and cut the *Baby Animal Cards* (2-3 copies for small groups).
3. Attach velcro to the back of the animal cards and in the blank boxes on the large game board.

During the Activity:

1. Provide each group with a game board and a set of baby animal cards in a bag or bowl.
2. Students take turns selecting a baby animal card from the bag/bowl and matching it to the mother animal.
3. When all mother animals have a baby animal card match, the game is over.

Materials:











- Game board (provided)
- Baby animal cards (provided)
- Bag or bowl

Duration: 10-15 minutes

Variation:

For students needing additional assistance, glue the baby animal picture cards to the *Are You My Mother? Board* prior to laminating. Students match the correct baby animal card to each of the mother animals during his/her turn. After the student is successful with matching, return to the blank board.

Are You My Mother?





Spring Things

Group Activity: Game - Are You My Mother

Baby Animal Cards

