



Spring Things

Centers/Independent Work: Writing - Spring Sentences 2

Level 3
Worksheet 3.4

Instructions:

1. Print the *Spring Sentences 2* worksheets (one per student).
2. Students color the picture.
3. Students write two-three sentences describing the picture.
4. If needed, students write sentences dictated by a peer or adult.


Notes:

Support by teaching STAR Program Lessons:

- Level 3 Preacademic Concepts Lesson 15: Writing from Dictation
- Level 3 Preacademic Concepts Lesson 16: Writing from Memory

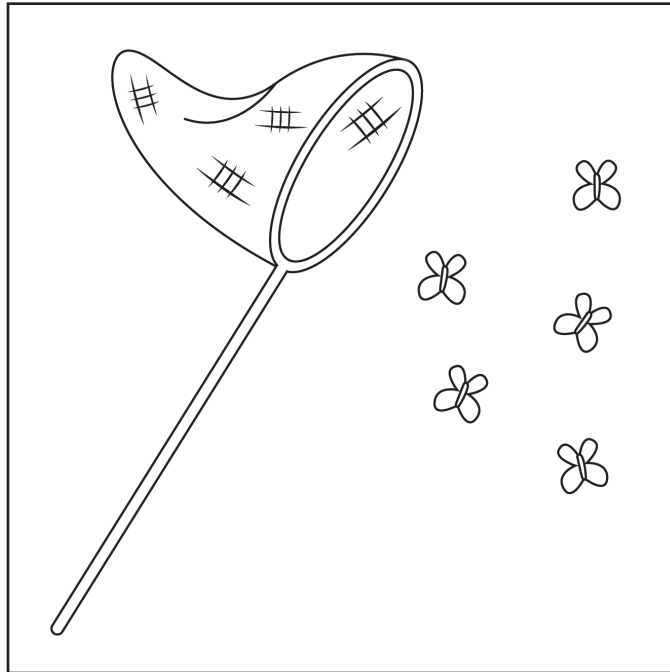
Name: _____

1. Color the picture.
2. Write a story about the picture.




Name: _____

1. Color the picture.
2. Write a story about the picture.



Name: _____

1. Color the picture.
2. Write a story about the picture.



Name: _____

1. Color the picture.
2. Write a story about the picture.

