



# STAR Autism Support

Working Together: Safety Skills – Increasing Awareness at Home and in the Community

## Supports Included:

Personal Information Visual Support.....	Page 1
Safety Skill Images .....	Page 2
Crossing the Street Sequence Strip .....	Page 3
Parking Lot Safety Social Script .....	Page 4-6
Lost in the Community Social Script .....	Pages 7-12
Stanger Safety Tools .....	Pages 13-19

## Resource List:

- **STAR Autism Support:** [Free Home Supports](#)
- **STAR Autism Support:** [Safety Newsletter](#)
- **STAR Autism Support:** [Puberty and Sexuality Newsletter](#)
- **STAR Autism Support:** [Traveling Newsletter](#)
- **Autistic Self Advocacy Network (ASAN):** [Safety Toolkit](#)
- **National Center for Missing and Exploited Children:** [Autism and Wandering Resources](#)
- **National Autism Center:** [Big Red Safety Box](#)
- **Hidden Disabilities Sunflower Symbol:** [Hidden Disabilities](#)

# Personal Information Visual Support

Name: \_\_\_\_\_

Birthday: \_\_\_\_\_

Address: \_\_\_\_\_  
\_\_\_\_\_

Phone number: \_\_\_\_\_


Age: \_\_\_\_\_



**Walk**



**Stay on sidewalk**




**Come here**



**Pay attention**



**Stay with group**




**Stop**



**Wait**



**Line up**







**Listen**





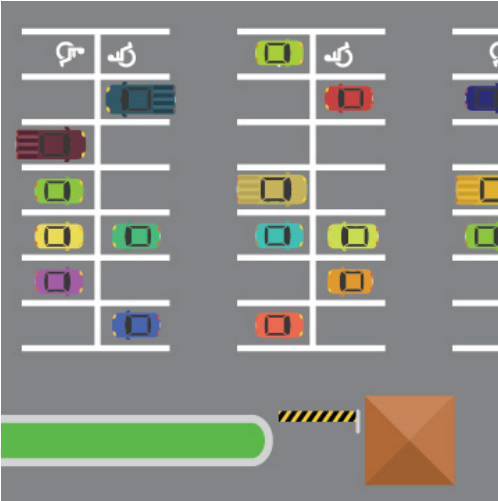
*Print sequence strip, cut along dotted line and laminate.*

 <p>Stop and wait at the crosswalk</p>	 <p>Read signal</p>	 <p>Look for traffic</p>	 <p>Cross the street</p>
--	---	---	--

© Star Autism Support 2016. LINKS: Crossing the Street

Crossing the Street - Sequence Strip

# Being Safe in the Parking Lot



A parking lot is a place where cars, buses, vans, and motorcycles park. When we drive to places with other people, our vehicles stay parked in parking lots while we are busy inside. Big parking lots have a lot of vehicles in the parking spaces and small parking lots have just a few.



We park in parking lots when we go to the store, doctor's office, movie theater, apartment, mall, or school. Since many other people go to these places too, I must know what to do when I'm in a parking lot.

# Being Safe in the Parking Lot




I can get out of the vehicle once it is parked. If I am in a car, I look to make sure I will not hit another vehicle with my door. Then I can open the door and get out of the car. I always stay close to my car when I get out so I can look to see what is moving in the parking lot.




Before I walk through the parking lot, I look to the left, right, and left again to make sure there are no vehicles coming. If it is safe to go, I walk close to the parked cars. As I walk through the parking lot, I look for vehicles that are backing up out of parking spaces or turning into parking spaces.

# Being Safe in the Parking Lot



When I get to the end of the row of vehicles, I have to cross a part of the parking lot that is similar to a road to get into the building. So, I stop, look to the left, to the right, and then to the left again. If I don't see any vehicles coming, I can safely cross the street. If vehicles are coming, I need to stop and wait for them to leave before walking toward the building.



When I leave a building, I have to stop and look to the left, to the right, and to the left again before continuing into the parking lot. While I walk back to the car, I watch for cars backing out of parking spaces or turning into open parking spaces. When I get to the car, I open the car door and get in the car. When I look for cars and walk safely, I am safe in the parking lot!



# Lost in the Community Social Script

Safety First - Group Activity: Social Studies - Lost in the Community Social Script

© STAR Autism Support 2020. Themes First!



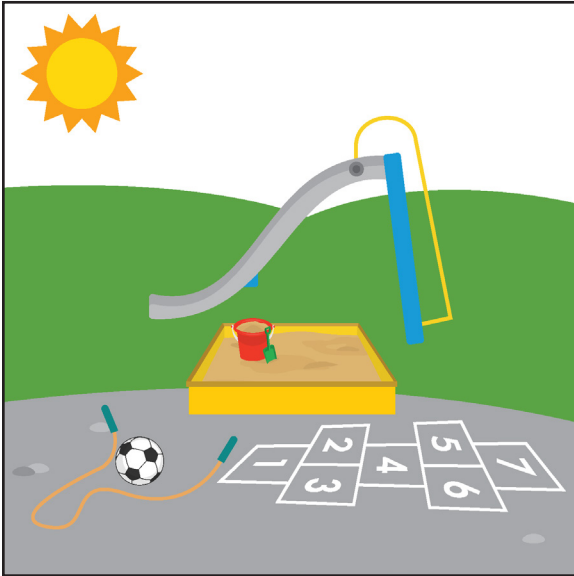
Sometimes I go out in the community with my family, friends, or class.



Safety First - Group Activity: Social Studies - Lost in the Community Social Script


© STAR Autism Support 2020. Themes First!






There are many places we can go. We can see a movie, go out to eat, or go shopping at the store. We also might go to a park or to a museum.

2




Wherever I go, I stay close to my adult. I should be able to see my adult and my adult should be able to see me.

3



It probably won't happen, but I might get separated from my adult. If I am separated from my adult, that means I can't see them and they can't see me.

4



If I get separated from my adult, there are things I can do. I should stay where I am. I should look with my eyes and listen with my ears. My adult will walk around, look for me, and call my name.

5



I should never leave the area with a person other than my adult. The safe stranger can stay with me and use their phone to call for help.

8




I will wait for my adult to come back. I might feel scared or worried while I wait for my adult.

9



I can ask for help from a safe stranger. A safe stranger is a person wearing a uniform like a police officer or security guard. Another safe stranger is a mom with children.

6



If I see a safe stranger, I can say, "Help me, I'm lost." I will answer their questions and they will help me find my adult.

7



When my adult comes back, I will feel safe and happy! My adult will feel safe and happy, too!

10



I can do my best to stay safe in the community by staying with my adult!

11

# People Around Me

Strangers


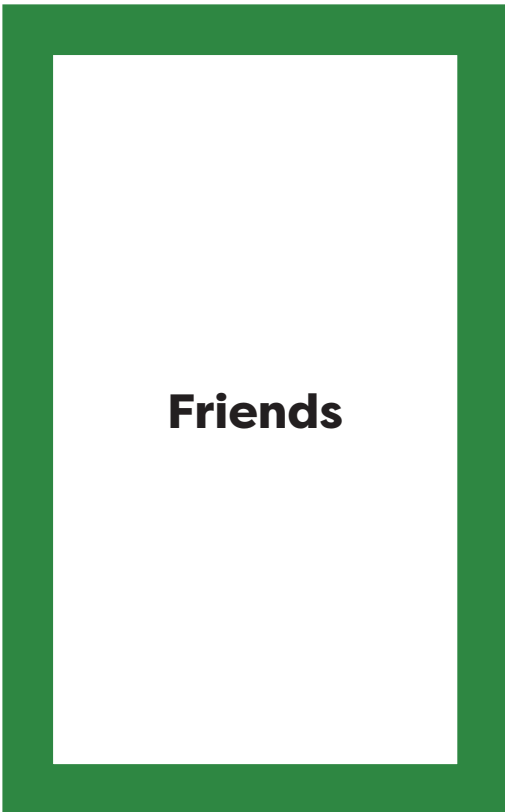
Community Helpers

Acquaintances

Friends

Family

ME!





**Grandma**



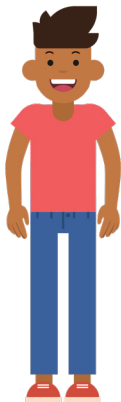
**Grandpa**




**Sister**



**Brother**



**Dad**




**Mom**







**Firefighter**



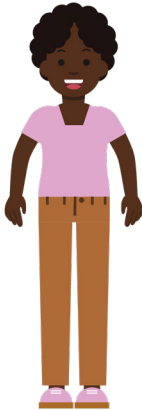
**Police**





**A parent's boss**




**Mom's friend**



**Friends I play with**



**Friends from school**






**A person standing on a street corner**




**A person in the park**



**Store clerk**



**A new substitute teacher**



**Doctor**



**Bus driver**





**A person walking their dog**



**Someone standing in the park**



**Someone waiting for the bus**



# Stranger Safety

- Do not take sweets, toys, or presents from strangers.
- Do not get into a car or vehicle with someone who is a stranger.
- Do not give personal information to strangers, like a phone number, address, or social media details.

- You can talk to expected strangers out in the community, like a store clerk, doctor, new bus driver, or server at a restaurant.
- You should not give expected strangers any personal information.

- Always let a responsible adult know where you are going and who you are with.
- If you feel you are in an unsafe situation, immediately try to contact a responsible adult.

