

Objective:

This activity reinforces symbol recognition and decision-making skills as students complete a social emotional sorting task.

Materials:

- Sequence strip (provided)
 - Behavior cards
 - Category cards
 - Baskets (2)
 - Bag
 - Scissors
 - Tape
-

Preparation:

1. Print, laminate, and cut out:
 - a. Sequence strip
 - b. Behavior cards
 - c. Category cards
 4. Using tape, attach each category card to a basket.
 5. Place the behavior cards in a bag.
 6. Have the sequence strip on hand, and refer to it throughout the activity to guide the students.
-

Instructions

1. Explain to students that today they are going to do a sorting activity where they will identify expected and unexpected behaviors when going to the movies, and then sort them into the correct baskets.
2. Model each step of the activity, and refer to the corresponding step on the sequence strip. Ask comprehension questions related to the steps of the activity to practice reading informational text.
3. Select a student to go first. Have the student select a card from the bag, read the scenario or ask for help reading the scenario, decide whether the picture is an expected or unexpected behavior, and place the card into the correct basket. Then prompt the student to pass the bag to the peer on their right.
4. Continue Step 3 until all behavior cards have been sorted into the correct baskets and all students have had a turn.

Suggestions for Differentiation:

Essential

- Provide the cue "do this," and model the action.
- Print an extra set of behavior cards, and place the matching card in front of the correct basket. Then ask students to match pictures to correctly sort the images.

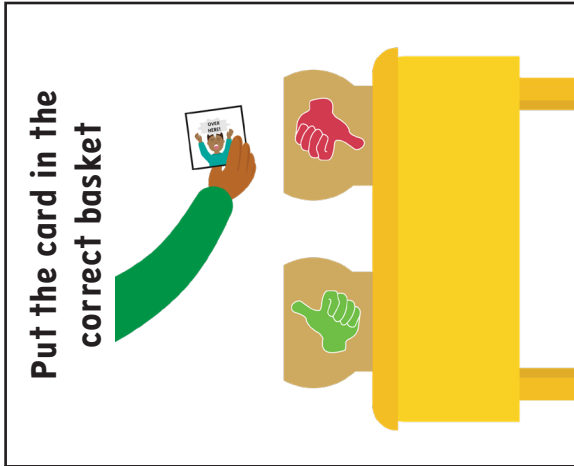

Intermediate

- Explain the activity using one-step directions, and teach the student to reference the sequence strip when needed.
- Encourage the student to identify whose turn is next when passing the bag, naming the student using their mode of communication.


Advanced

- Explain the activity using multi-step directions.
- Have the student identify whose turn is next and tell that student it's their turn using the student's name and a complete sentence. Encourage the student to communicate using their mode of communication.
- As the student sorts each card, encourage them to sort the card using a complete sentence and their mode of communication.

Sequence strip



Going to the Movies – Group: Social Emotional – Sorting Behaviors at the Movie Theater Sequence Strip



© STAR Autism Support 2022. Links.


Going to the Movies – Group: Social Emotional – Sorting Behaviors at the Movie Theater



Shout, "Over here!" when your friends arrive at the movie theater




Say, "Hello," and ask the box office attendant for a movie ticket



Walk up to the concession stand and order a snack to eat during the movie



Wait in line for the ticket attendant to take your ticket





Cut in line to get your favorite popcorn before your movie starts




Check your tickets for the movie showtime



Show your friend your new favorite song on your phone while the movie is playing



Shout, "Move!" when you need to walk in front of people to get to your seat

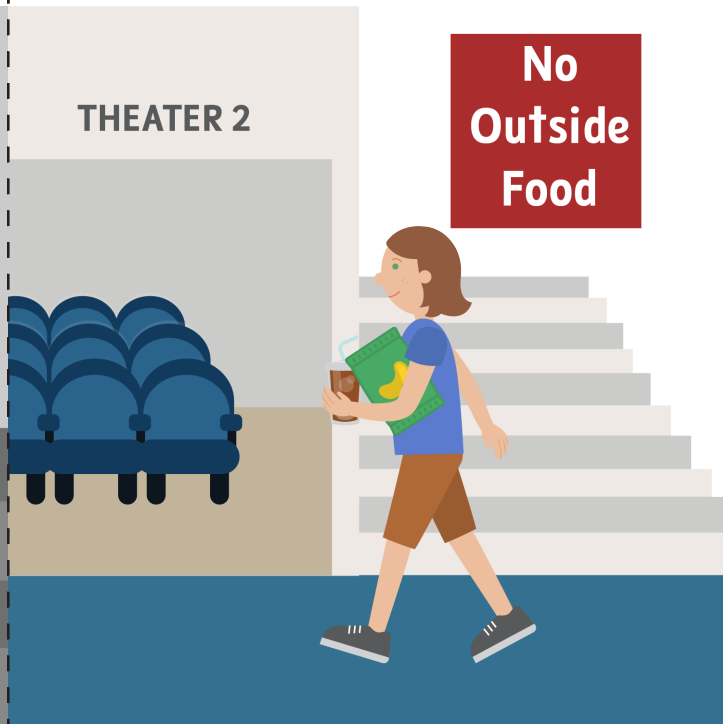




Say, "Excuse me" when you need to walk in front of people to get to your seat



Arrive to the theater with your favorite bag of chips and soda



Walk into the movie theater without buying a ticket





Expected behavior



Unexpected behavior

