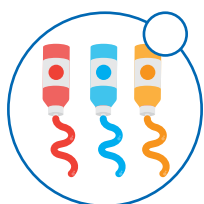


# Art: Fireworks Straw Painting

6 materials

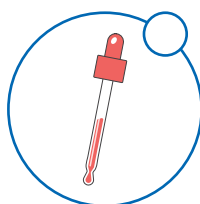
 Draw a check mark beside each of the materials that you gather for the project.



paint




straw



droppers



glitter



white paper




paint bowls

# Art: Fireworks Straw Painting

## Step-by-Step Guide

- 1** Choose a color and use the dropper to drop paint onto your paper. Put the dropper back in the matching paint bowl.




- 2** Choose a new color and dropper. Drop paint onto your paper.



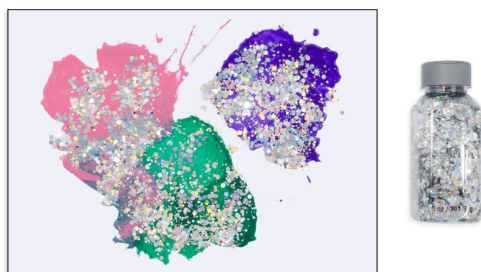
- 3** Continue dropping paint until you have used each color.



- 4** Use your straw to blow the paint into firework shapes.



- 5** Sprinkle glitter on top of the paint.



- 6** Shake the extra glitter off your fireworks painting into a tray.

