



Splash Into Summer

Social Studies: Lesson I – “What Is in a Community?” Discussion Story

Social Studies Category:

Civics and Government

Activity Goal:

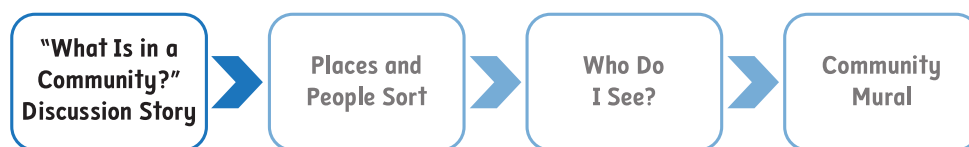
Students read a discussion story and correctly answer related questions to identify people and places that might be found in a community.

Embedded Skill Targets:

Curricular Area	Learning Spectrum	
	Moderate support needs	Extended learning
Routines	Small group work	Group academic instruction
Receptive and Expressive Language	Receptive/expressive nouns Identifying actions in pictures Commenting with one or two words	Discriminating <i>wh-</i> questions Yes and no for facts Commenting using phrases
Academic Skills	Identification of items in picture books Comprehension of picture books	Reading sight words Reading a simple book

Teaching Sequence:

This lesson is part of a four-lesson series, which is intended to be taught in the following order:



Note: The four-lesson teaching sequence will not be appropriate for all learners. Some students may benefit from repeated practice with one or two lessons in the series, while others will benefit from exposure to all four lessons throughout the month. Preview all lessons in the series to identify which lessons best match the learning needs and goals for your students.

Materials:

Provided:

- “What Is in a Community?” discussion story

Needed:

- Stapler or hole punch
- Ring for binding purposes (optional)

Preparation:

- I. Prepare the discussion story:
 - a. Print and laminate one set of the pages.
 - b. Assemble the story pages in order.
 - c. Staple the pages together, or hole-punch the top left corner of the pages and secure them together with a ring.

Helpful Learning Tools

- Use the corresponding digital REEL as an alternative or complement to the printable materials.
- Review the Learning Differentiation Guide to individualize this lesson for each student’s learning level.

Instructions:

- I. Read the discussion story to the class.
2. Questions with visual answer choices are provided throughout the story.
 - For students working on receptive identification of pictures, ask each question as written and then give the cue “point to X [answer choice].”
 - For students working on receptive and expressive identification of pictures, ask the questions as written, and then give the cue “point to X [answer choice]. What is it?”
3. Encourage all students to answer questions using their mode of communication.




What Is in a Community?



A community is a place where people live, work, and play. There are many different people and places in a community.





A school is a place in the community. Teachers, office staff, cafeteria workers, custodians, and students all spend their weekdays at school.

Who works at a school?

a teacher




a dentist



a firefighter






A fire station is a place in the community. Firefighters work at the fire station and help keep the community safe from fires.



The police station is a place in the community. Police officers work at police stations and answer calls from people who need help.



The post office is a place in the community. Postal workers work at the post office to help send letters and packages. Postal carriers deliver mail to homes, apartments, and businesses.

Who works at the post office?

a police officer




a doctor




a postal worker







The hospital is a place in the community. Doctors and nurses work in doctor's offices and at hospitals in the community. They help people when they are sick or hurt.



A dental office is a place in the community. The dentist and dental hygienist who work there help to keep your teeth clean and healthy.

Where does a dentist work?





The bank is a place in the community. At the bank, a bank teller helps you take out or save money.



A restaurant is a place in the community. A restaurant is a place you go to eat. Cooks and servers work at restaurants.

Who works at a restaurant?

a nurse



a server



a postal worker





The grocery store is a place in the community. Clerks work at the store to help you find and buy what you need.



Communities have so many places to go and people to see. What makes your community special?

