


Instructions:








1. Print the *Vocabulary Match* pages and vocabulary images.
2. Glue the *Vocabulary Match* pages to the left and right of the file folder.
3. Laminate the file folder.
4. Laminate and cut out the vocabulary images.
5. Attach velcro to the back of each vocabulary image.
6. Attach velcro to each blank box on the file folder pages.
7. Laminate a blank piece of paper. Attach velcro to the page for image storage. Store laminated page inside the file folder.
 - a. Alternate image storage: glue an envelope to the back of the file folder prior to lamination. Cut a slit in envelope to store the images.

For an example of the finished lesson, please see below.



Vocabulary Images



<p>Game</p> 	<p>Game Board</p> 	<p>Dice</p> 
<p>Spinner</p> 	<p>Playing Cards</p> 	<p>Card Deck</p> 
<p>Game Pieces</p> 		

Match the Pictures


Game



Game Board





Dice



Spinner



Match the Pictures

<p>Playing Cards</p> 	
<p>Card Deck</p> 	
<p>Game Pieces</p> 