



Winter Is Here

Centers/Independent Work: Writing - Winter Words

Level 3
Worksheet 3.1

Objective:

This activity supports individual learning outcomes as students complete tasks at their own levels, reinforcing symbol recognition and fine motor skills.

Materials:

- Winter words worksheets (provided)
 - Pencils
-

Instructions:

1. Print the winter words pages (1 set per student).
 2. Provide students with:
 - a. Worksheets
 - b. Pencils
 3. Direct students to trace and then write the winter words.
 4. Optional: laminate the worksheets for reuse and provide students with a dry erase marker to write directly onto the laminated sheets.
-

TEACHING IDEAS FOR CENTERS

- Encourage students to draw the letters correctly, starting on the top line and tracing down or around.
- Provide visual cues by placing a dot on each letter to orient the student where to place his or her pencil to begin drawing the letter.

TEACHING IDEAS FOR INDEPENDENT WORK

- When working through this lesson, use a structured work system to encourage independence. Ideas for structured work systems can be found in Routine Essentials: Independent Work Systems.
- **Please note:** All tasks presented during independent work should be tasks the student can complete without additional prompting.

Name: _____

Trace the word.

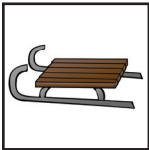
Write the word.



winter winter



snow snow



sled sled



cold cold

Name: _____

Trace the word.

Write the word.



mittens mittens



boots boots



scarf scarf



cap cap

Name: _____

Copy the word.



sled



cold



winter



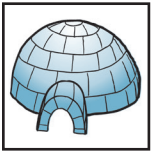
skiing



snow

Name: _____

Copy the word.




igloo



scarf



boots



mittens



cap

Name: _____

Write the word.











Name: _____

Write the word.





