


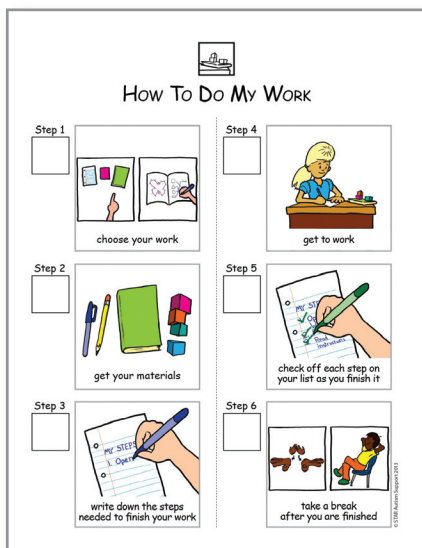


# How To Do My Work

## Instructions

Use this visual support when the student is needing to do a self-guided individual assignment.

1. Print the "How to Do My Work" form and laminate it.
2. Provide the student with the "How to Do My Work" form and a blank paper (to complete step 4).





3. The student should check off each step as he/she completes it.
4. Step 4 is intended to support the student to make their own "To Do" list in order to finish the self-guided individual assignment.




# How To Do My Work

Step 1




choose your work

Step 4




get to work

Step 2



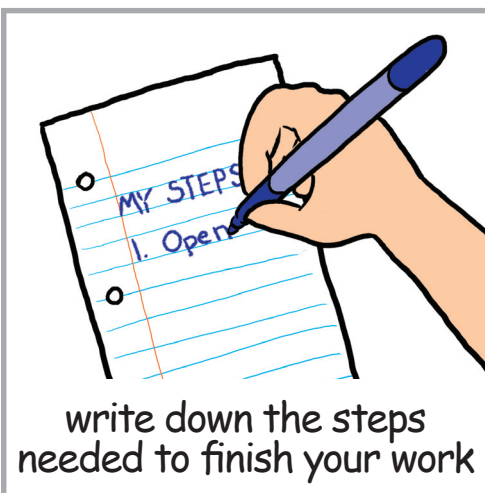

get your materials

Step 5




check off each step on your list as you finish it

Step 3



write down the steps needed to finish your work

Step 6



take a break after you are finished