

Home Supports: Sharing and Turn-Taking Social Script

Objective:

Social scripts help students understand expected behaviors, routines, upcoming events, and a variety of social skills including perspective taking and social-emotional concepts.

Materials:

- "Sharing and Turn-Taking" social script (provided)
 - Scissors
 - Hole punch
 - Ring for binding purposes (1 per prepared script)
-

Preparation:


1. Print the social script pages (1 set per student or 1 set for the entire class).
 2. Cut along the dashed lines.
 3. Assemble the pages.
 4. Hole-punch the top left corner.
 5. To bind the book, place a ring through the punched hole.
-

Instructions:

1. Schedule a time to read the social script to students.
 2. As needed, increase the frequency with which you read the social script to assist students' skill acquisition.
 3. Social scripts are most effective when combined with opportunities to practice and receive feedback. Give adequate opportunities to practice skills and provide reinforcement to increase positive behaviors.
-

Considerations:

- Social scripts are not intended for use following off-task behavior. They are to be used as a teaching tool prior to the event or targeted behavior. If needed, schedule additional times throughout the day to review the script with students.
- To promote maintenance of the desired skills, begin to increase the amount of time between each reading.
- To promote generalization of the desired skills, ask other adults and peers to review the script with students and practice the specific skills.
- For learners who would benefit from participating in the development of a social script, allow them to find their own images and/or use some of their own words.
- For learners who are readers and learn independently from social scripts, allow them to read the script on their own.

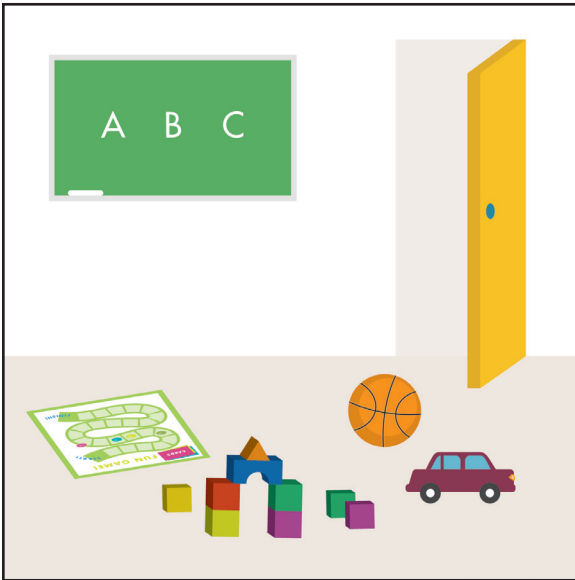


Sharing and Turn-Taking



I like to play with my friends
at school. When I play with my
friends, I can share and
take turns.





There are many toys I like to play with. Sometimes my friends like to play with the same toys as I do.

2



I can be a good friend by sharing my toys. Sharing means giving a toy to a friend so that they can play with it. I can say, "Here you go," and hand them the toy.

3




Sharing also means playing with toys at the same time as another friend. We can play together! I can ask, "Can I play with you?"

4




I can also be a good friend by taking turns. Taking turns means that I play with the toy for a while, and then I give the toy to my friend, so they can have a turn. I can say, "My turn" when it's my turn, and I can say, "Your turn" when it's my friend's turn.

5



If I want to play with a toy that my friend is playing with, I can ask for a turn. I can hold my hand out or ask, "Can I have a turn?"

6



Sometimes my friend is not ready to give me a turn. That is okay. Instead, I can play with a different toy, or I can wait until they are finished.

7



When I share and take turns during play time, I am being a good friend. This makes my friends happy!