


Circle Benefits

Circle can start and end the day on a successful note. Create a positive classroom climate with activities that build a sense of community, organize the day's schedule and events, and review the day's activities prior to going home.



Example of a Group Circle Schedule

Structure Circle Time for Success

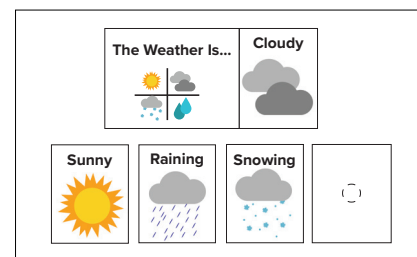
- Use the *Individual or Group Circle Schedule*
 - Display information visually throughout circle
 - Limit the visuals students see: only display the visuals necessary for the current activity. Use posters and flip charts to place unneeded visuals, or cover up information with paper
- Note:** This will help students attend to the relevant information needed

Circle Tips

- Be consistent and have a clear beginning and end to circle
 - Use the *Circle Rules Chart* to help students attend to and understand circle expectations
 - Integrate physical activity during circle such as yoga, exercise, or hand and body movements to songs
 - Allow students to make choices: Use the choice wheel and song books to support songs
 - Plan interactive activities to ensure students understand the concepts presented
 - Use group or individual reinforcement when needed to help students engage in circle activities for longer periods of time
 - Use the STAR Program's Circle Routine to identify challenging steps and collect data for instructional decision-making
 - Post the *Generalization Chart* near the circle area as a reminder to instructors to provide multiple opportunities for students to practice previously learned skills
 - Write specific skills targeted for generalization on the *Student Generalization Form*
- Note:** The *Student Generalization Form* is a fillable form; Download form prior to typing into template


Individualize Circle Activities for Beginning Learners

- Present information in short, simple phrases with visual representations
- Have students participate through imitation, physical action, and decision-making when given visuals or tangible objects
- Use consistent language such as "Do this," "Give me," and "Put in"
- Use the *Individual Circle Schedule*. For students having difficulty sitting at circle for the entire time, have them join for the last few minutes. The student then completes the routine successfully with peers. Over time, increase the amount of time the student participates in circle



Example of a Circle Weather Chart

Suggested Circle Activities

| | | | | |
|--|--|--|--|--|
| Calendar <ul style="list-style-type: none"> • Weather and seasons • Day, month, and year icons • Special events and holidays | Songs <ul style="list-style-type: none"> • Visual songbooks • Choice wheel and song icons | Classroom Jobs <ul style="list-style-type: none"> • Classroom Job Chart • Classroom Job Icons | Attendance Chart <ul style="list-style-type: none"> • Who Is Here Today? Chart | Introduce Monthly Theme-Related Activities  <ul style="list-style-type: none"> • Calendar icons • Games • Vocabulary • Songs • Videos |
| Group Circle Schedule <ul style="list-style-type: none"> • Assorted icons for circle activities | Individual Circle Schedule <ul style="list-style-type: none"> • Template and directions for creating an individual custom schedule | Weather Watch Chart <ul style="list-style-type: none"> • Track the weather weekly | Circle Rules <ul style="list-style-type: none"> • Circle Rules Chart | |