

### **Objective:**

This activity reinforces socially appropriate behaviors as students complete a classification task.

### **Materials:**

- *Voice Meter* (provided)
- *Scenario Cards* (provided)
- *Voice Level Visual Strip* (provided)
- Clothes pins (1 per student)

### **Instructions:**

1. Print, laminate, and cut out:
  - a. *Voice Meter* (1 per student)
  - b. *Scenario Cards* (1 set for entire class)
    - Please note: the *Voice Meter* must be printed in color
2. Place the cards face down on the table.
3. Distribute a *Voice Meter* and a clothes pin to each student.
4. Model selecting a *Scenario Card*. Read the card and discuss the appropriate voice volume as a class. Model putting the clothes pin on the correct voice level for the scenario on the card.
5. Students take turns selecting a card and identifying the correct voice level for all *Scenario Cards*.



## Outside Voice



## Talking Voice



## No Talking





## National Anthem



## Team scored a goal



## Team made a basket



## Watching a play






### Listening to a speaker




### Asking a friend to dance



### Applauding



### Leaving an assembly





Talking to friends at a football game




Buying a snack at the concession stand





Cut along dotted line and laminate.

Pick a card



Look at the picture



Decide the appropriate voice level

