

Materials:

Containers (2), clothespins (6), task cards (provided)

Preparation:

Print, laminate, and cut the task cards below and place them in one container. Clip the clothespins around the container holding the task cards.


Instructions:

Students read the description of the image and place a clothespin on the corresponding image.






**This is on the top
of the detergent
bottle.**




**This dries my
clothes.**






**This cleans my
clothes.**




**This holds my
dirty clothes.**





**I do this to my
clothes when
they are dry.**





**I use this to
hang my clothes.**




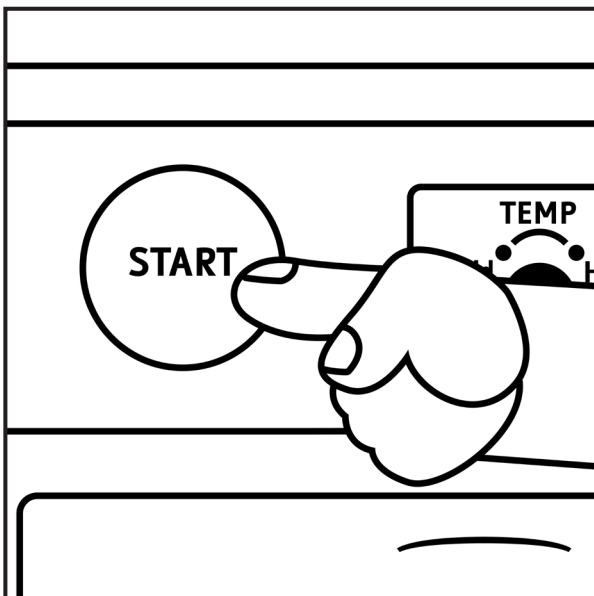
Name: _____

Instructions: Circle the picture that matches the sentence.

Put detergent in the washing machine.





Press start the washing machine.



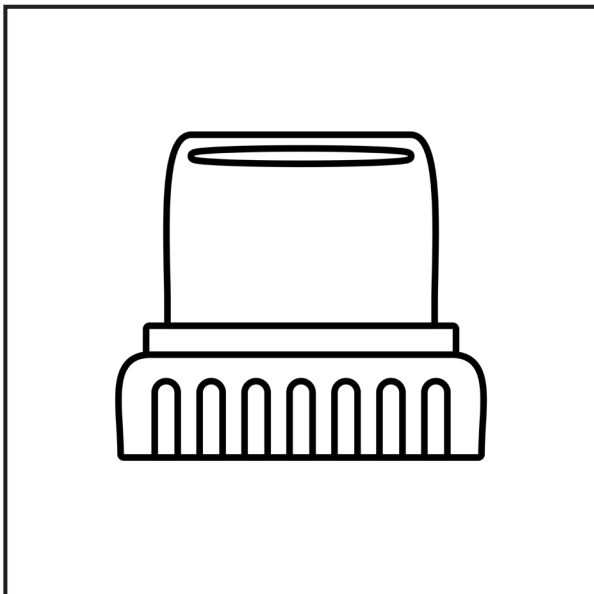
Name: _____

Instructions: Circle the picture that matches the sentence.

Move laundry to the dryer when the washing machine is finished.

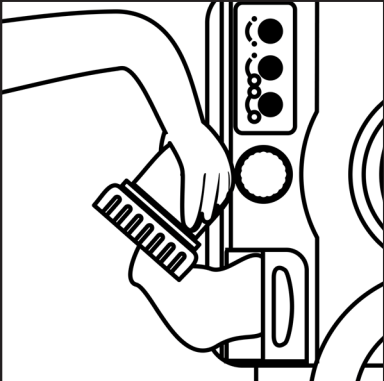
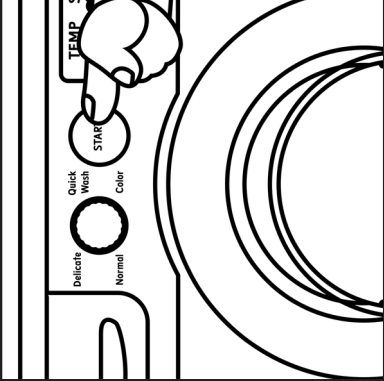

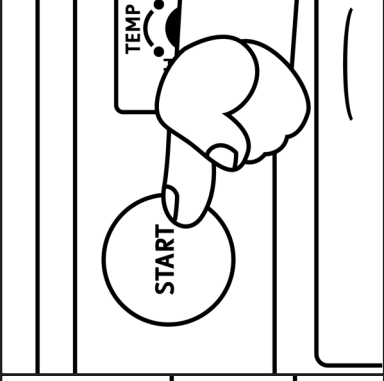
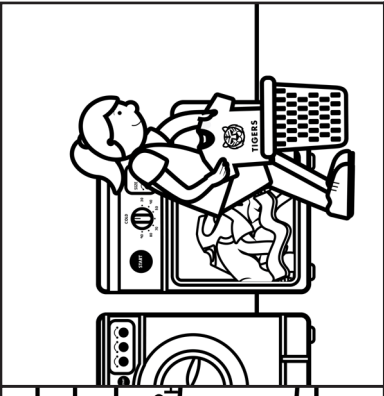


Take out the laundry when the dryer is finished.



Name: _____

Instructions: Cut and paste the missing steps for washing laundry.

1	2	3	4	5
				

Name: _____

Instructions: Cut and paste the steps for washing laundry.

1	2	3	4	5

Routine Step Images:

