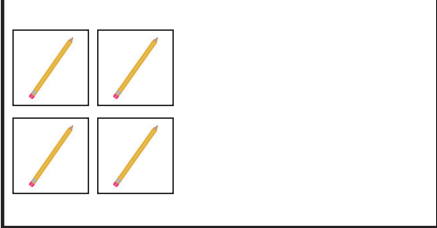
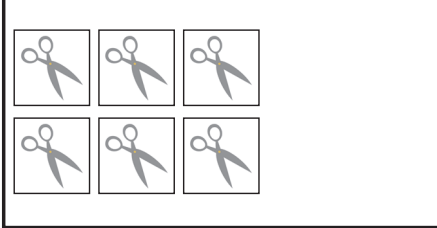
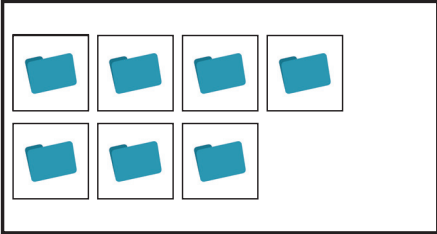
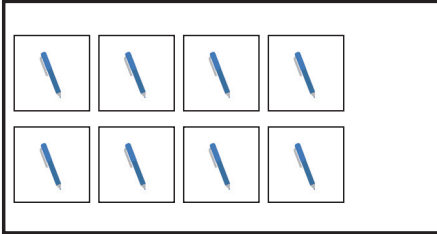



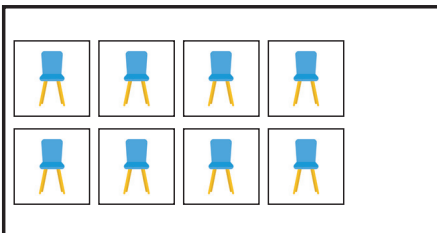
Name: \_\_\_\_\_


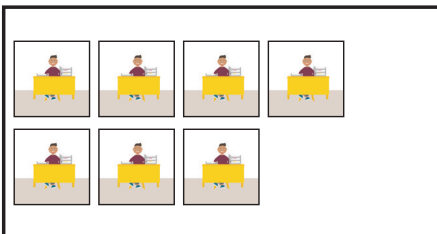
**Instructions:**

Count the items and add the numbers.

1.  +  = \_\_\_\_\_

2.  +  = \_\_\_\_\_

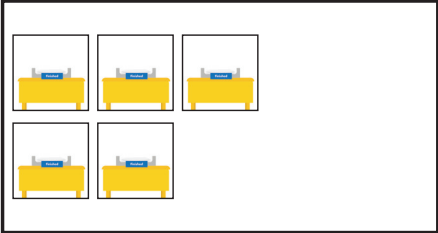
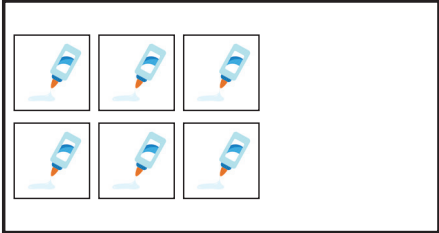
3.  +  = \_\_\_\_\_

4.  +  = \_\_\_\_\_

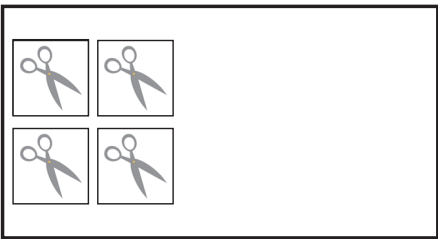
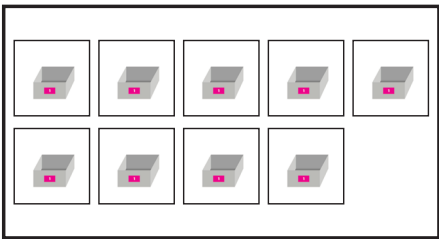
Name: \_\_\_\_\_

**Instructions:**

Count the items and add the numbers.

1.  +  = \_\_\_\_\_

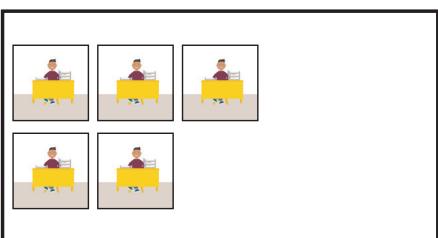

\_\_\_\_\_

2.  +  = \_\_\_\_\_

\_\_\_\_\_

3.  +  = \_\_\_\_\_

\_\_\_\_\_



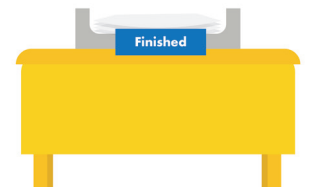
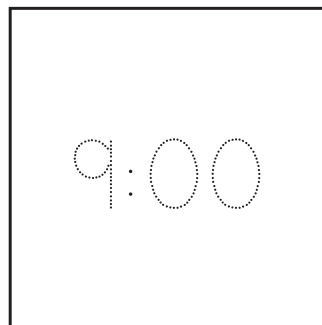


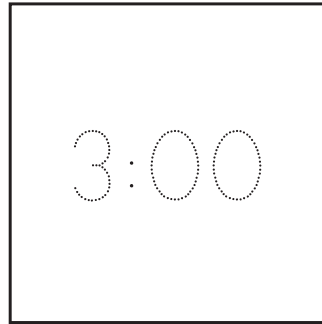


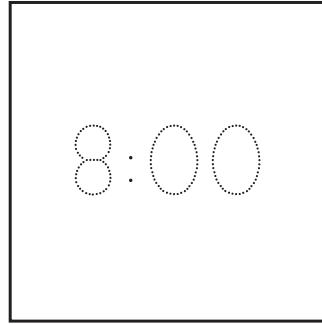

4.  +  = \_\_\_\_\_

\_\_\_\_\_

Name: \_\_\_\_\_

**Instructions:**


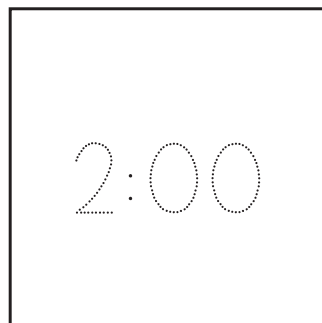

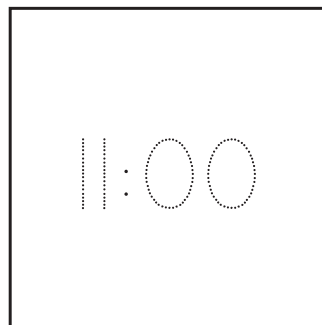

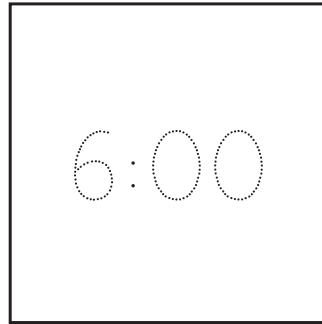

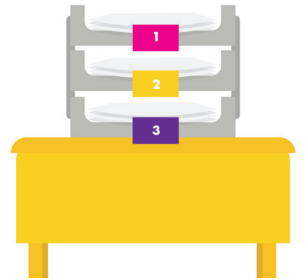
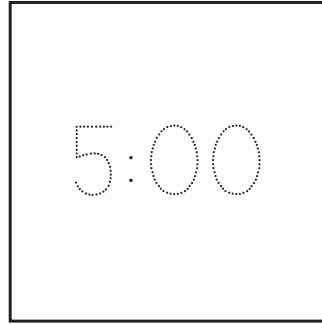

Trace the digital time and draw a line to the matching time.



Name: \_\_\_\_\_

**Instructions:**

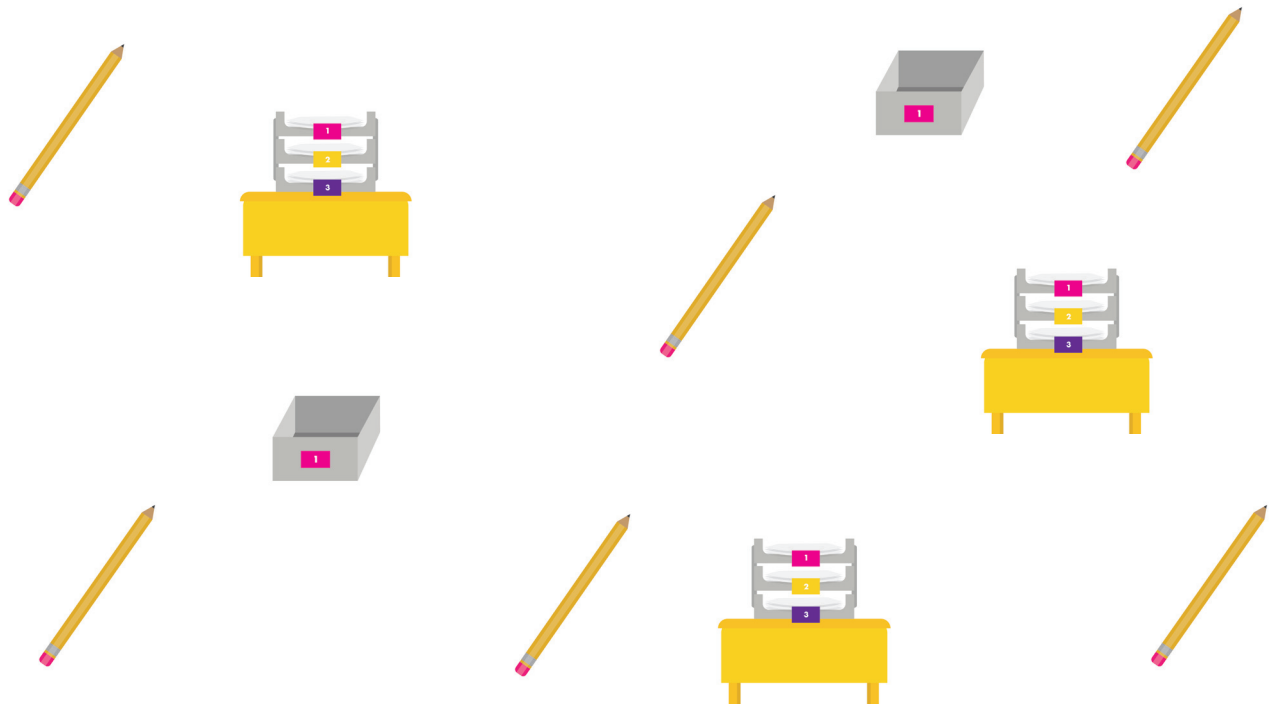
Trace the digital time and draw a line to the matching time.



Name: \_\_\_\_\_

**Instructions:**

1. Count the number of each item.
2. Write the name of the item and the number on the inventory sheet.
3. Add the numbers together to find out the total number of items .



INVENTORY SHEET	
Item	Number
<b>TOTAL:</b>	

Name: \_\_\_\_\_

**Instructions:**

1. Count the number of each item.
2. Write the name of the item and the number on the inventory sheet.
3. Add the numbers together to find out the total number of items .




INVENTORY SHEET	
Item	Number
<b>TOTAL:</b>	

Name: \_\_\_\_\_

**Instructions:**

1. Count the number of each item.
2. Write the name of the item and the number on the inventory sheet.
3. Add the numbers together to find out the total number of items .



INVENTORY SHEET	
Item	Number
<b>TOTAL:</b>	

Name: \_\_\_\_\_

**Instructions:**

1. Count the number of each item.
2. Write the name of the item and the number on the inventory sheet.
3. Add the numbers together to find out the total number of items .



INVENTORY SHEET	
Item	Number
<b>TOTAL:</b>	



**Objective:**

This activity supports individual learning outcomes as students complete tasks at their own levels, reinforcing symbol recognition, matching, and counting.

**Support This Lesson by Teaching Links Lessons:**

- Functional Academics, Lesson 114: Counting Various Groups of Functional Objects
- Functional Academics, Lesson 115: Naming Various Styles of Numbers
- Functional Academics, Lesson 116: Counting Various Groups of Functional Objects and Matching to Numbers

Name: \_\_\_\_\_

**Instructions:**

Count the pictures and write the number on the line.

1.



24

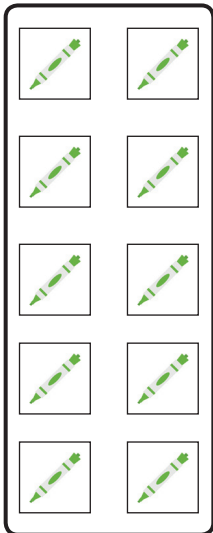
\_\_\_\_\_

2.




\_\_\_\_\_

3.



\_\_\_\_\_

4.



\_\_\_\_\_

Name: \_\_\_\_\_

**Instructions:**

Count the pictures and write the number on the line.

1.



\_\_\_\_\_

2.




\_\_\_\_\_

3.



\_\_\_\_\_

4.



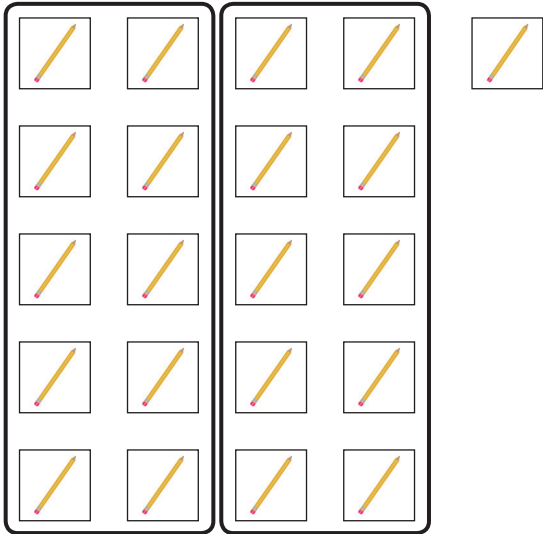
\_\_\_\_\_

Name: \_\_\_\_\_

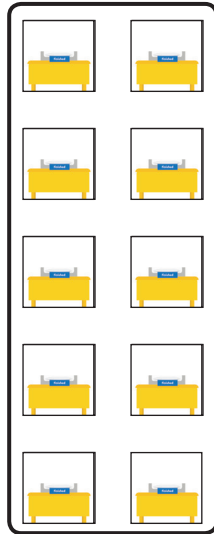
**Instructions:**

Count the pictures and write the number on the line.


1.




2.



3.



4.




Name: \_\_\_\_\_


**Instructions:**

Count the pictures and write the number on the line.

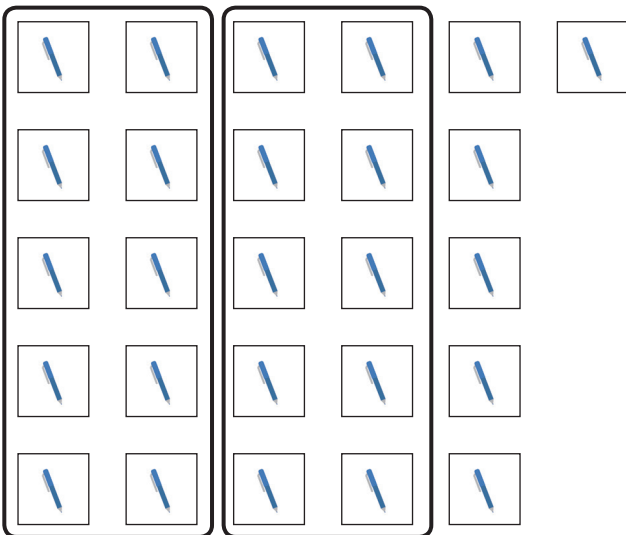
1.



2.



3.



4.

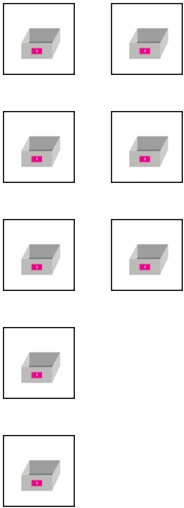


Name: \_\_\_\_\_

**Instructions:**

Count the pictures and write the number on the line.

1.



\_\_\_\_\_

2.



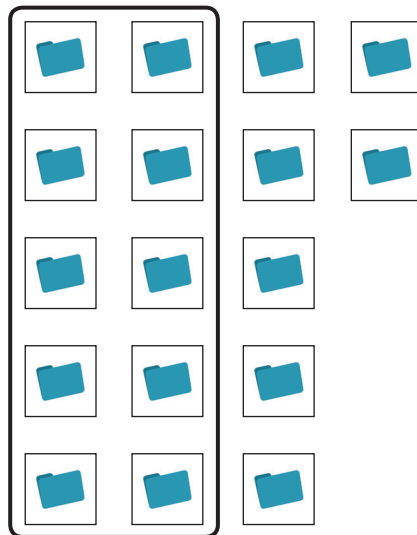
\_\_\_\_\_

3.



\_\_\_\_\_

4.



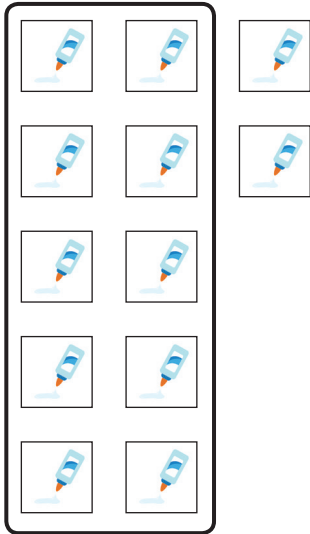
\_\_\_\_\_

Name: \_\_\_\_\_


**Instructions:**

Count the pictures and write the number on the line.

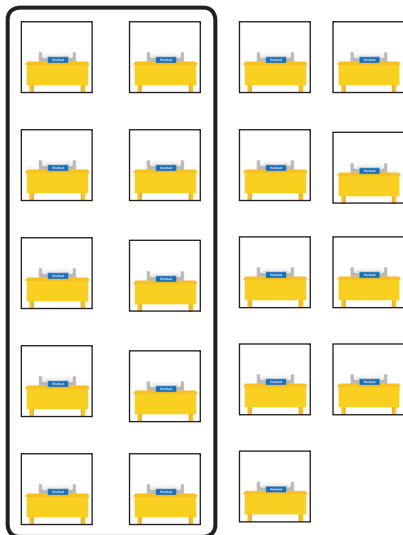
1.



2.



3.




4.



Name: \_\_\_\_\_

**Instructions:**

1. Count the money.    2. Write the amount on the line.    3. Draw a line to the item that costs that amount.





Name: \_\_\_\_\_

**Instructions:**

Circle the bills and coins needed to buy the item.



75¢



\$2.10



32¢



\$1.40

