


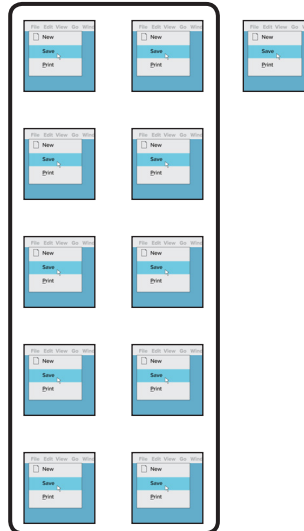
Name: _____

Instructions: Count the pictures and write the number on the line.


1.



2.



3.



4.



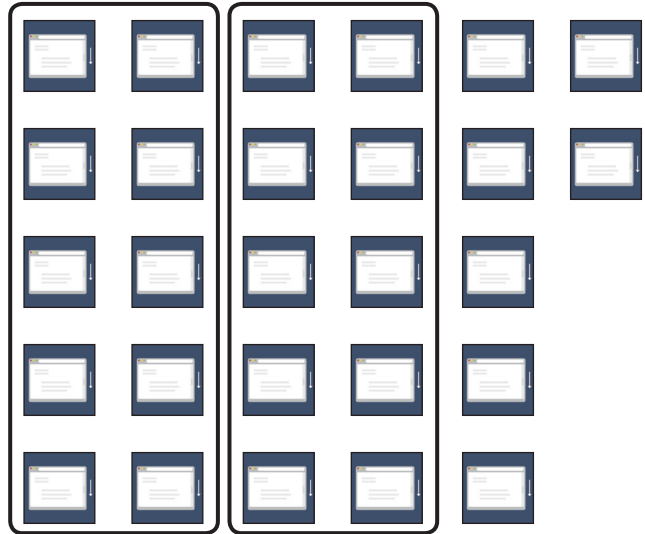
Name: _____

Instructions: Count the pictures and write the number on the line.

1.




2.



3.



4.



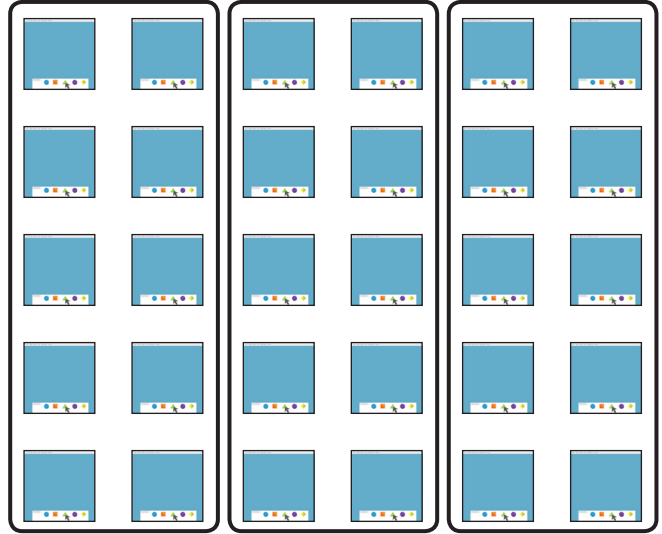
Name: _____

Instructions: Count the pictures and write the number on the line.

1.




2.



3.





4.



Name: _____

Instructions:

1. Count the number of each item.
2. Trace the name of the item and write the number on the inventory sheet.
3. Add the numbers together to find out the total number of items.

**INVENTORY SHEET**

Item	Number
Laptop	
Mouse	
TOTAL:	

Name: _____

Instructions:

1. Count the number of each item.
2. Trace the name of the item and write the number on the inventory sheet.
3. Add the numbers together to find out the total number of items.




INVENTORY SHEET	
Item	Number
Keyboard	
Headphones	
Desktop	
TOTAL:	

Name: _____

Instructions:

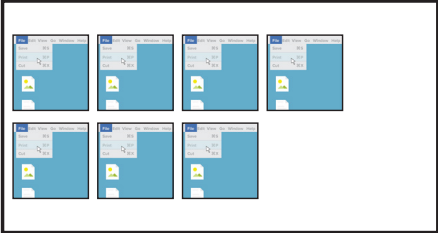
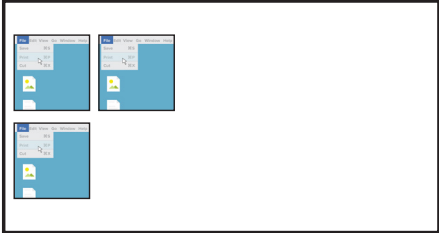
1. Count the number of each item.
2. Trace the name of the item and write the number on the inventory sheet.
3. Add the numbers together to find out the total number of items.





INVENTORY SHEET	
Item	Number
Laptop	
Power Cord	
Mouse	
TOTAL:	

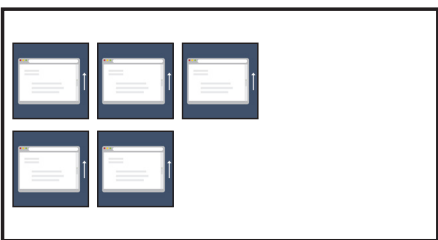
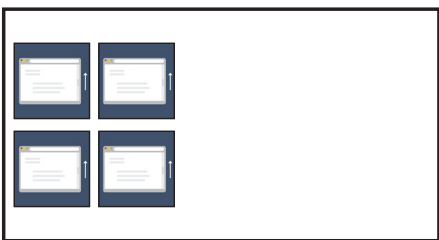
Name: _____

Instructions: Count the number of pictures and add the numbers.

1.  +  = _____



2.  +  = _____



3.  +  = _____


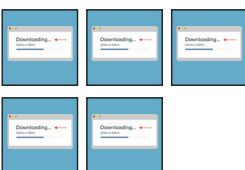
4.  +  = _____

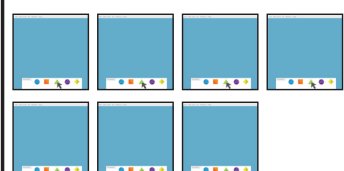
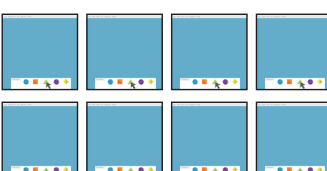
Name: _____

Instructions: Count the number of pictures and add the numbers.

1.  +  = _____



2.  +  = _____



3.  +  = _____



4.  +  = _____



Name: _____

Instructions: Count the number of pictures and add the numbers.

1.  +  = _____

2.  +  = _____

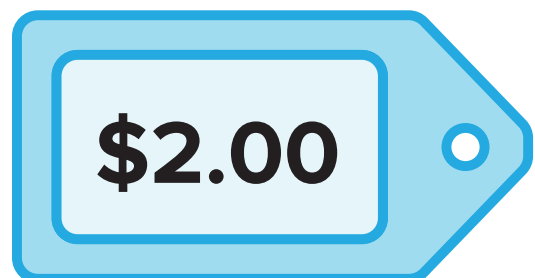
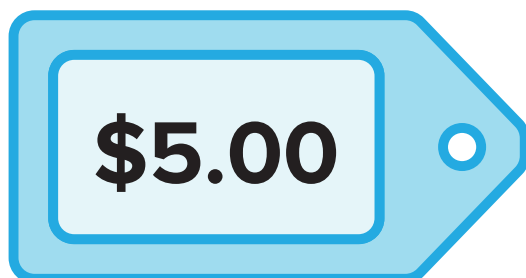
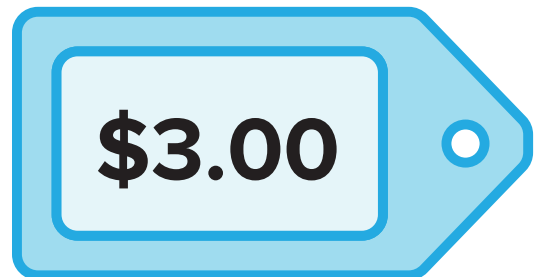
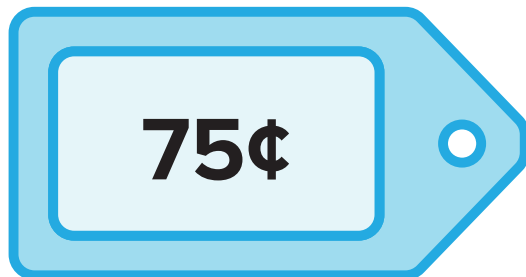
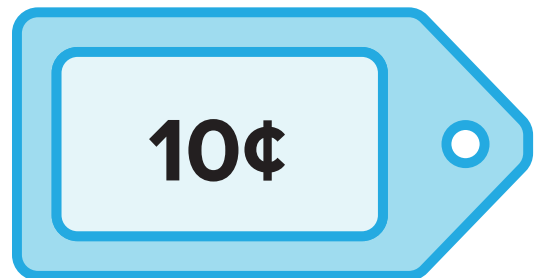
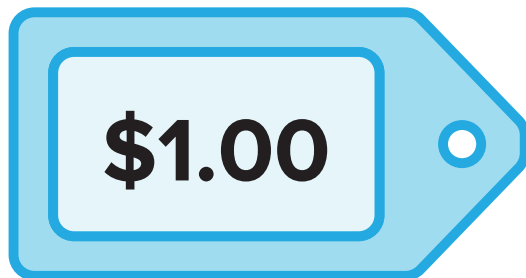
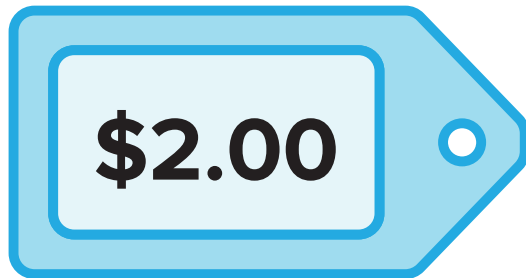
3.  +  = _____

4.  +  = _____

Name: _____

Instructions:

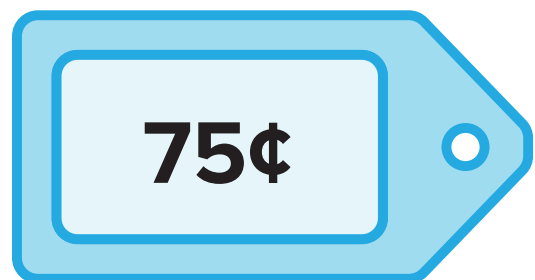
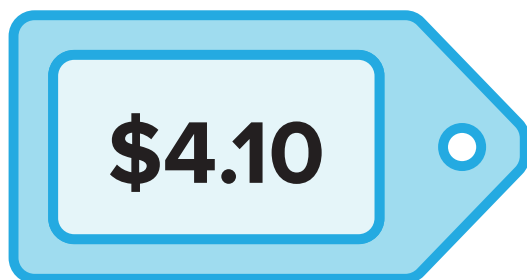
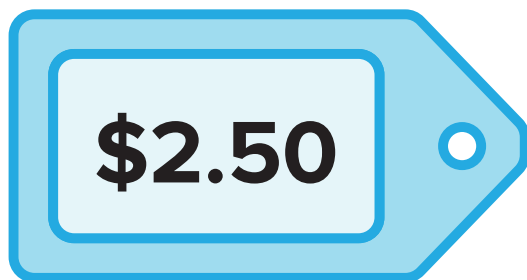
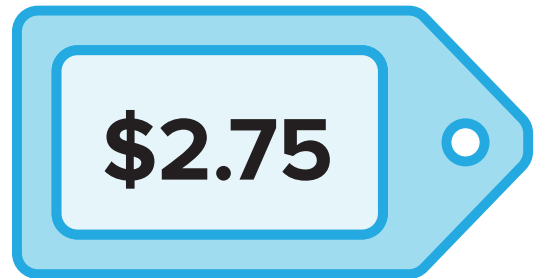
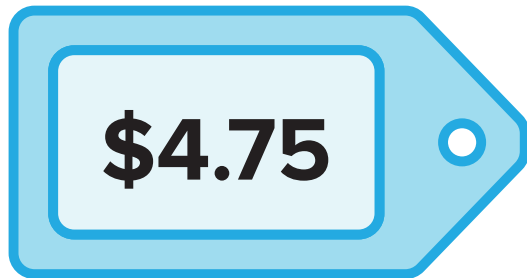
1. Look at the amount of money on each price tag.
2. Circle the price tag that has the **most** amount of money.



Name: _____

Instructions:

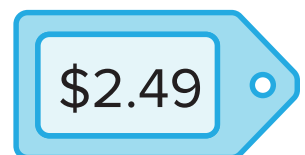
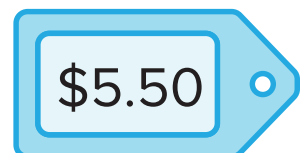
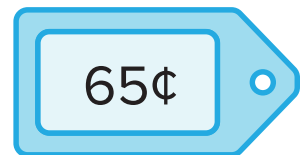
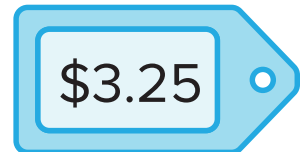
1. Look at the amount of money on each price tag.
2. Circle the price tag that has the **most** amount of money.



Name: _____

Instructions:

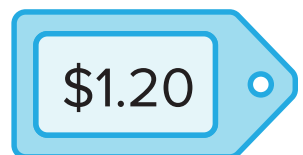
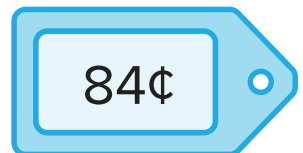
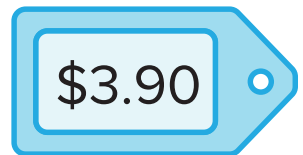


1. Count the money.
2. Write the amount on the line.
3. Draw a line to the price tag that has the matching amount.



Name: _____

Instructions:

1. Count the money.
2. Write the amount on the line.
3. Draw a line to the price tag that has the matching amount.



Name: _____

Instructions: Circle the coins and/or bills needed to match the amount on the price tag.

52¢



\$5.35



\$2.56



\$1.20



Name: _____

Instructions: Circle the coins and/or bills needed to buy the computer item.

56¢



\$5.00



\$2.30



\$5.15




Name: _____

Instructions: Look at the numbers. Trace each circle on the keyboard, find the matching number, and draw a line to it.

5

1


9



2

8


4



0

6


7



3

5

1



9

4

2



0

8

3




Name: _____

Instructions: Look at the numbers. Trace each circle on the keyboard, find the matching number, and draw a line to it.

6

2


0



9

1


4



3

5


7



0

8

1



2

9

7



6

1

4



Name: _____

Instructions: Look at the numbers. Trace each circle on the keyboard, and then write the numbers on the lines above.

