

Instructions:

Cut the pictures on the dotted lines. Students match the picture to the sequence strip.

Stop and wait at the crosswalk



Read signal



Look for traffic







Cross the street




Match Picture Sequence

sequence strip

<p>Stop and wait at the crosswalk</p> 		<p>Look for traffic</p> 	<p>Cross the street</p> 	
---	---	---	---	--


Name: _____

Instructions: Color the picture.




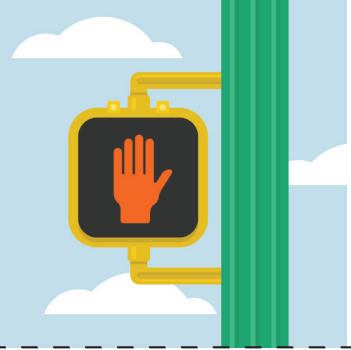




Name: _____

Instructions: Color the picture.






Instructions:

Cut the pictures on the dotted lines. Students match *survival signs* to pictures.




<p>Walk</p> 	<p>Don't Walk</p> 	<p>Stop Sign</p> 
<p>Railroad Crossing</p> 	<p>Men's Restroom</p> 	<p>Women's Restroom</p> 



Match Survival Signs

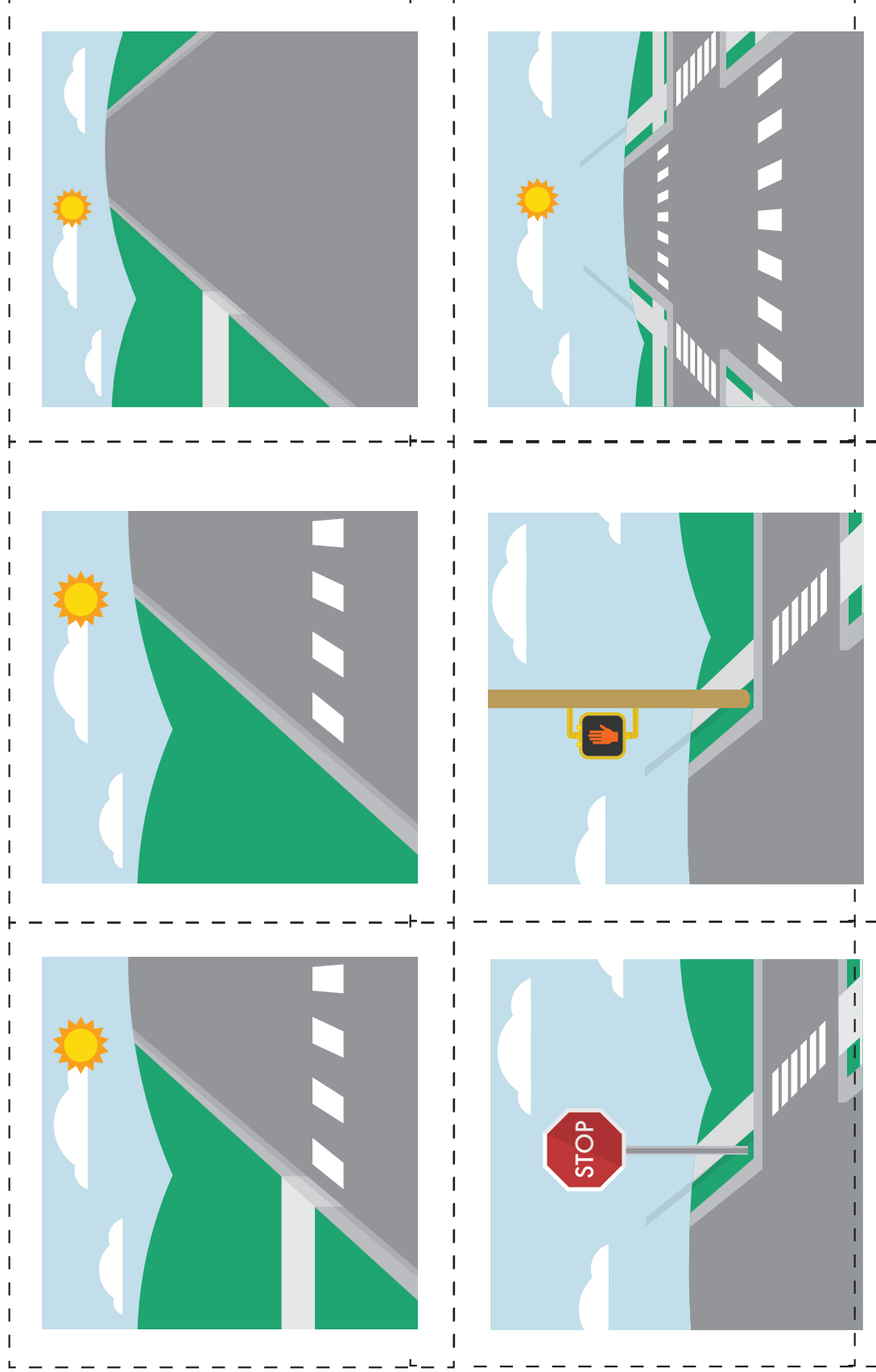
<p>Walk</p> 	
<p>Don't Walk</p> 	
<p>Stop Sign</p> 	

Match Survival Signs

<p>Railroad Crossing</p>  A railroad crossing sign featuring a white 'X' with 'RAIL CROSS' and 'ROAD' written on the arms, mounted on a pole with two red lights, set against a background of a blue sky, green grass, and a red-and-white striped crossing gate.	
<p>Men's Restroom</p>  A blue silhouette of a man standing, representing the international symbol for a men's restroom.	
<p>Women's Restroom</p>  A pink silhouette of a woman standing, representing the international symbol for a women's restroom.	

Instructions:


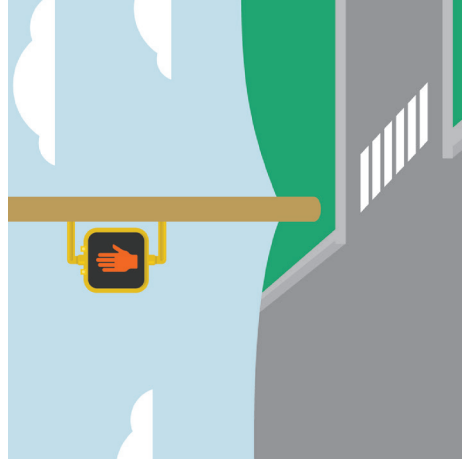
Cut the crosswalk pictures on the dotted lines. Match to crosswalks on the next pages.



Match Crosswalks




Match Crosswalks

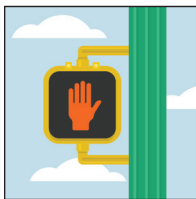



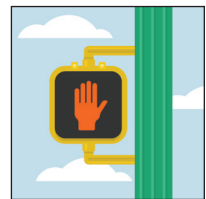
Name: _____

Instructions:


Draw a line to the matching picture.















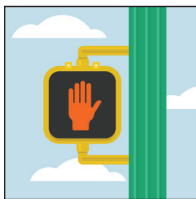



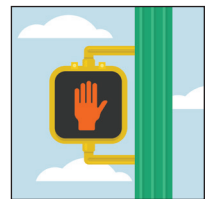
Name: _____





Instructions:

Draw a line to the matching picture.





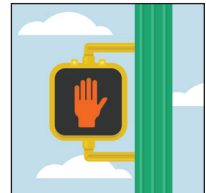







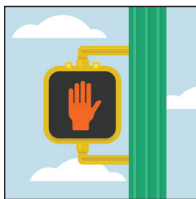





Name: _____

Instructions:




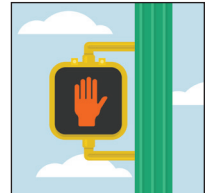
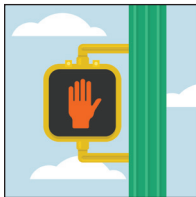



Draw a line to the matching picture.



Name: _____

Instructions:

Draw a line to the matching picture.



Name: _____

Instructions: Stamp each letter to help the **person** get to the **destination**.

