



### Instructions:

Cut folder images on the dotted lines and sort with matching colors.

### Independent Work Images:




# Match the Colors





Match the Colors






### Instructions:

Cut independent work images and match pictures to sequence strip on the next page.



### Independent Work Images:


Raise hand when all work is finished



Put in finished container



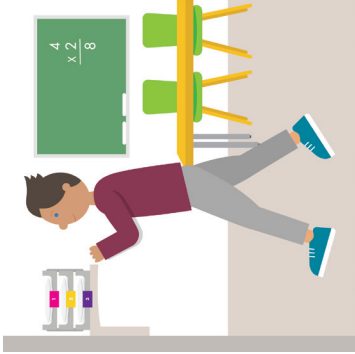



Get work system



Do work



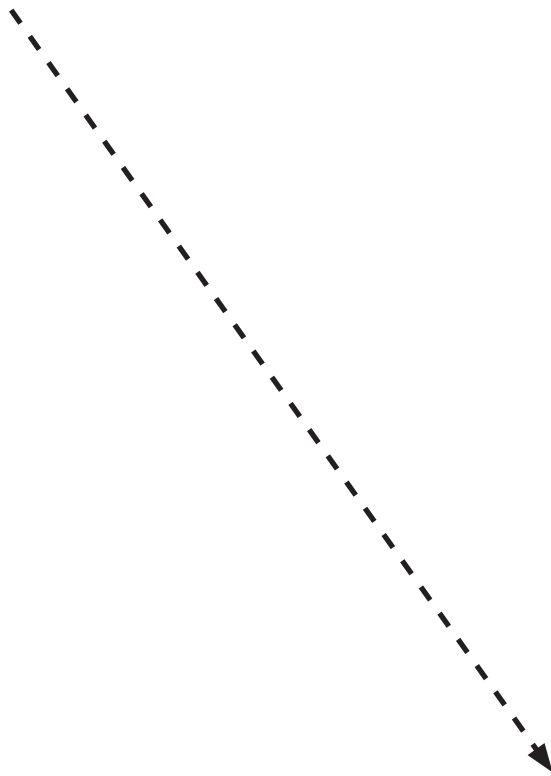

# Independent Work

Get work system		Do work		Put in finished container		Raise hand when all work is finished	

Name: \_\_\_\_\_

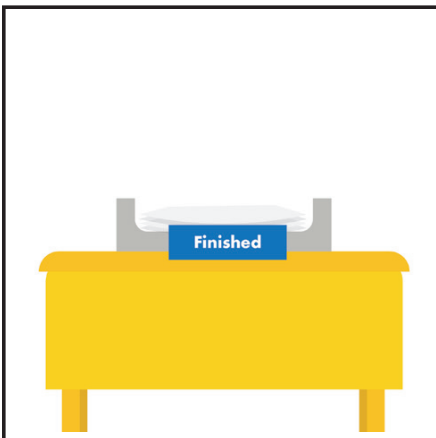

**Instructions:**

Trace the line from *getting materials* to *being finished*..



Name: \_\_\_\_\_


**Instructions:** Trace the line to take the folder to the finished bin..



Name: \_\_\_\_\_

**Instructions:**

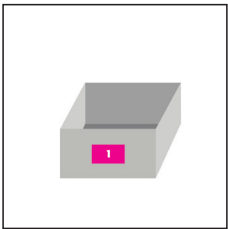

Draw a line to the matching picture.



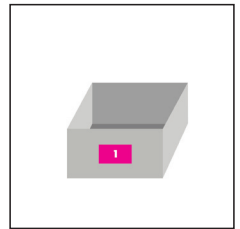
-----



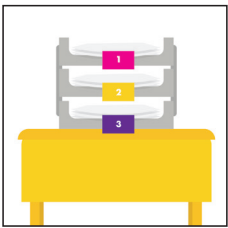
-----





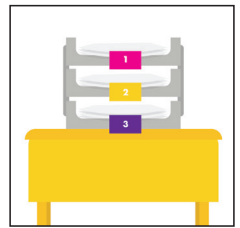
-----



-----



-----

















### Instructions:



Cut vocabulary images on dotted lines and match to pictures on following pages.



### Vocabulary Images:





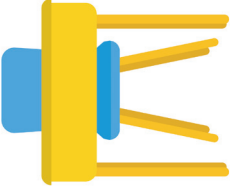
Pencil 	File Folder 	Finished Container 	Work System 
Scissors 	Glue 	Task Box 	Work System 
Desk 	File Folder 	Pencil 	Finished Container 



Match the Pictures

Pencil	
Finished Container	
Work System	

File Folder	
Glue	
Scissors	

# Match the Pictures

Task Box		
Finished Container		
Desk		

Work System		
File Folder		
Pencil	