



Food Group Frenzy

Centers/Independent Work: Writing – Color the Food Group Pictures 1

Level 1
Worksheet 1.2

Objective:

This activity supports individual learning outcomes as students complete tasks at their own levels, reinforcing symbol recognition and fine motor skills.

Materials:

- Color the food group pictures 1 worksheets (provided)
 - Crayons or markers
-

Instructions:

1. Print the color the food group pictures 1 pages (1 set per student).
 2. Provide students with:
 - a. Worksheets
 - b. Crayons or markers
 3. Direct students to color the worksheet pages.
-

TEACHING IDEAS FOR CENTERS

- Encourage students to color within the lines, coloring for 5-10 seconds at a time.

TEACHING IDEAS FOR INDEPENDENT WORK

- When working through this lesson, use a structured work system to encourage independence. Ideas for structured work systems can be found in Routine Essentials: Independent Work Systems.
- **Please note:** All tasks presented during independent work should be tasks the student can complete without additional prompting.


SUPPORT THIS LESSON BY TEACHING STAR PROGRAM LESSONS

- Level 1 Pre-academic Concepts, Lesson 4: Coloring

Name: _____




Color it



Name: _____




Color it



Name: _____



Color it



Name: _____



Color it

