



# Fairy Tales and Fables

## Centers/Independent Work: Math – Ugly Duckling Money 3

Level 3  
File Folder Task 3.6

### Objective:

This activity supports individual learning outcomes as students complete tasks at their own levels, reinforcing symbol recognition, matching, and counting.

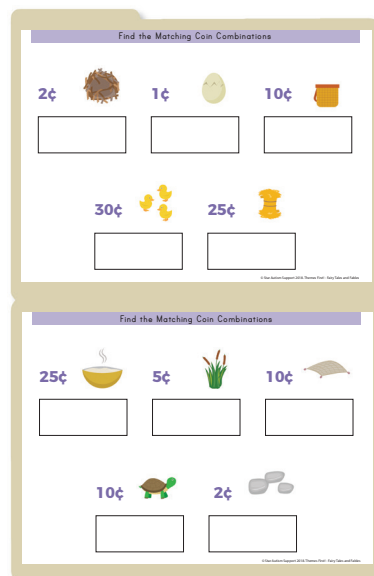
### Materials:

- Ugly duckling money 3 pages (provided)
- Coin combination images (provided)
- Scissors
- Glue
- Velcro
- File folder

### Instructions:

1. Print the ugly duckling money 3 pages and the coin combination images.
  - a. Please note: these pages must be printed in color.
2. Glue the ugly duckling money 3 pages to the top and bottom of a file folder.
3. Laminate the file folder.
4. Laminate and cut out the coin combination images.
5. Attach velcro to the back of each coin combination image.
6. Attach velcro to the blank rectangles on the ugly duckling money 3 pages.
7. Laminate and cut a blank piece of paper. Attach velcro to the page for image storage. Store laminated page inside the file folder.
  - a. Alternate image storage: Glue an envelope to the back of the file folder *prior* to lamination. Cut a slit in the envelope to store the images.

*For an example of the finished lesson, please see below.*





# Fairy Tales and Fables

## Centers/Independent Work: Math – Ugly Duckling Money 3

Level 3  
File Folder Task 3.6

### TEACHING IDEAS FOR CENTERS

- Encourage students to say the name of the coin. Alternatively, students can repeat after the instructor once the instructor says the coin name out loud.


### TEACHING IDEAS FOR INDEPENDENT WORK

- When working through this lesson, use a structured work system to encourage independence. Ideas for structured work systems can be found in Routine Essentials: Independent Work Systems.
- **Please note:** All tasks presented during independent work should be tasks the student can complete without additional prompting.

### SUPPORT THIS LESSON BY TEACHING STAR PROGRAM LESSONS

- Level 3 Pre-academic Concepts, Lesson 7: Identification of Money and Use of Money

# Coin Combination Images:



## Find the Matching Coin Combinations


2¢




1¢



10¢




30¢



25¢



## Find the Matching Coin Combinations



5¢



10¢



10¢



2¢

