



Fairy Tales and Fables

Centers/Independent Work: Reading – Goldilocks and the Three Bears Matching

Level 1
File Folder Task 1.3

Objective:

This activity supports individual learning outcomes as students complete tasks at their own levels, reinforcing symbol recognition, matching, reading/listening comprehension, and fine motor skills.

Materials:

- Goldilocks and the three bears matching pages (provided)
- Goldilocks and the three bears images (provided)
- Scissors
- Glue
- Velcro
- File folder

Instructions:

1. Print the Goldilocks and the three bears matching pages and Goldilocks and the three bears images.
2. Glue the Goldilocks and the three bears matching pages to the top and bottom of the file folder.
3. Laminate the file folder.
4. Laminate and cut out the Goldilocks and the three bears images.
5. Attach velcro to the back of each Goldilocks and the three bears image.
6. Attach velcro to the blank boxes on the Goldilocks and the three bears matching pages.
7. Laminate and cut a blank piece of paper. Attach velcro to the page for image storage. Store images inside the file folder.
 - a. Alternate image storage: Glue an envelope to the back of the file folder *prior* to lamination. Cut a slit in the envelope to store the images.

For an example of the finished lesson, please see below.





Fairy Tales and Fables

Centers/Independent Work: Reading – Goldilocks and the Three Bears Matching

Level 1
File Folder Task 1.3

TEACHING IDEAS FOR CENTERS

- Encourage students to say the name of the picture. Alternatively, students can repeat after the instructor once the instructor says the name of the picture out loud.

TEACHING IDEAS FOR INDEPENDENT WORK

- When working through this lesson, use a structured work system to encourage independence. Ideas for structured work systems can be found in Routine Essentials: Independent Work Systems.
- **Please note:** All tasks presented during independent work should be tasks the student can complete without additional prompting.

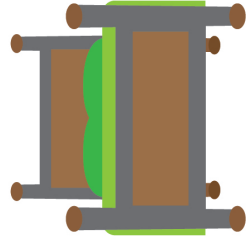
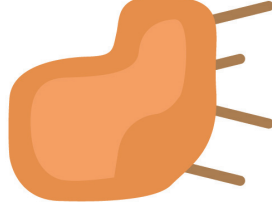
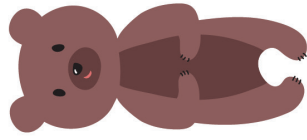
SUPPORT THIS LESSON BY TEACHING STAR PROGRAM LESSONS

- Level 1 Pre-academic Concepts, Lesson 2: Matching Colors
- Level 1 Pre-academic Concepts, Lesson 3: Matching Shapes

Goldilocks and the Three Bears Images:



Match the Pictures



Match the Pictures

