



Fairy Tales and Fables

Centers/Independent Work: Reading – Beginning Sounds 2 (b, s, h, p, f, r)

Level 3
Worksheet 3.2

Objective:

This activity supports individual learning outcomes as students complete tasks at their own levels, reinforcing symbol recognition, matching, reading/listening comprehension, and fine motor skills.

Materials:

- Beginning sounds 2 (p, t, f, h, b, s) cards (provided)
- Beginning sounds 2 teacher's key (provided)
- Dry erase markers

Instructions:

1. Print, laminate, and cut out the beginning sounds 2 cards (1 set per student).
2. Print the beginning sounds 2 teacher's key and keep it on hand to assist students as they complete the lesson (1 per instructor).
3. Review the unit's vocabulary words with students prior to introducing the activity.
4. Provide students with cards and dry erase markers.
5. Students should:
 - a. Select a card and identify the word on it (assist students as needed using the teacher's key).
 - b. Circle the word's beginning sound with a dry erase marker.

Variation:

1. Print the beginning sounds 2 cards and use them as worksheets.
2. Students circle, stamp, or place stickers on the beginning sound.

TEACHING IDEAS FOR CENTERS

- Encourage students to sound out the word first, then name the sound. Alternatively, students can repeat after the instructor once the instructor makes the sound out loud.



TEACHING IDEAS FOR INDEPENDENT WORK

- When working through this lesson, use a structured work system to encourage independence. Ideas for structured work systems can be found in Routine Essentials: Independent Work Systems.
- **Please note:** All tasks presented during independent work should be tasks the student can complete without additional prompting.









SUPPORT THIS LESSON BY TEACHING STAR PROGRAM LESSONS


- Level 3 Pre-academic Concepts, Lesson 9: Receptive Identification of Sounds
- Level 3 Pre-academic Concepts, Lesson 10: Expressive Identification of Sounds
- Level 3 Pre-academic Concepts, Lesson 12: Sight Words

Beginning Sounds 2 Teacher's Key:

<p>Brick</p> 	<p>Sleeping</p> 	<p>Hard</p> 	<p>Porridge</p> 
<p>Field</p> 	<p>Rocks</p> 	<p>Blow</p> 	<p>Swan</p> 
<p>Hot</p> 	<p>Paw</p> 	<p>Food</p> 	<p>Run</p> 
<p>Big</p> 	<p>Sun</p> 	<p>Hatched</p> 	<p>Play</p> 

Beginning Sounds 2 Teacher's Key:

<p>Sitting</p> 	<p>Roller Skate</p> 	<p>Bed</p> 	<p>Seeds</p> 
<p>Hare</p> 	<p>Pigs</p> 	<p>Forest</p> 	<p>Reflection</p> 



r

b

c

s

r

e



z

d

h

a

p

f



q


u

f

r

a

y





n


k

b

s

o

r



u

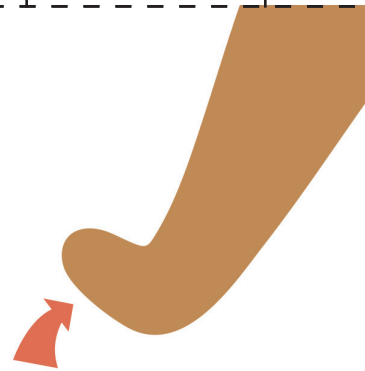
h

a

p

e

s



f


b

d

l

i

r





x


b

r

v

e

s



h



o

n

p

d

c



s

t

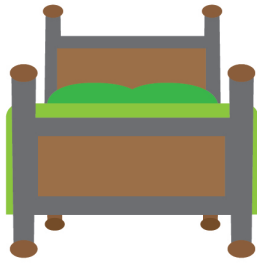
f

b

r

k





a


b

o

j

m

s



h


k

i

f

p

m



f

l

h

p

e

r

