



Fairy Tales and Fables

Centers/Independent Work: Writing – Fairy Tale Shapes 1

Level 1
Worksheet 1.3

Objective:

This activity supports individual learning outcomes as students complete tasks at their own levels, reinforcing symbol recognition and fine motor skills.

Materials:

- Fairy tale shapes 1 worksheets (provided)
- Crayons or markers

Instructions:

1. Print the fairy tale shapes 1 pages (1 set per student).
2. Provide students with:
 - a. Worksheet
 - b. Crayons or markers
3. Direct students to color worksheet pages.

TEACHING IDEAS FOR CENTERS

- Encourage students to color within the lines, coloring for five to ten seconds at a time.

TEACHING IDEAS FOR INDEPENDENT WORK

- When working through this lesson, use a structured work system to encourage independence. Ideas for structured work systems can be found in Routine Essentials: Independent Work Systems.
- **Please note:** All tasks presented during independent work should be tasks the student can complete without additional prompting.


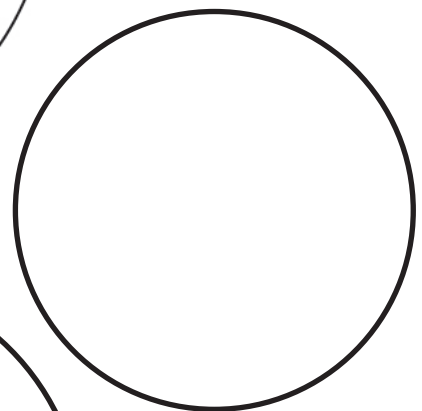



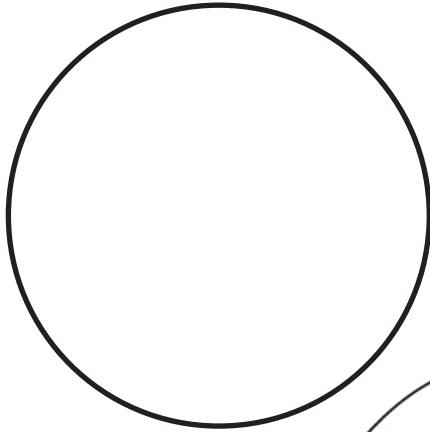
SUPPORT THIS LESSON BY TEACHING STAR PROGRAM LESSONS

- Level 1 Pre-academic Concepts, Lesson 3: Matching Shapes
- Level 1 Pre-academic Concepts, Lesson 4: Coloring

Name: _____






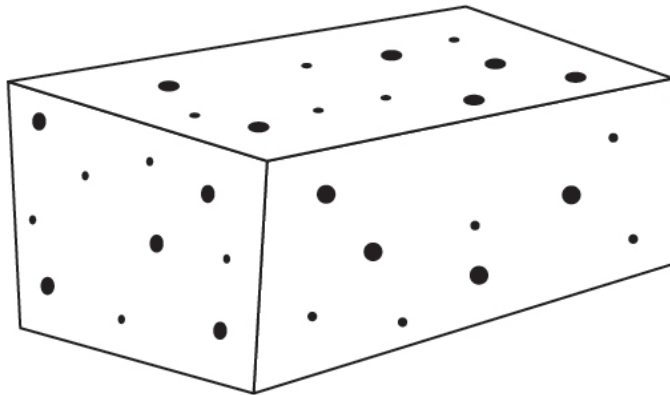

Color it



Name: _____



Color it



Name: _____



Color it

