



Fairy Tales and Fables

Centers/Independent Work: Writing – Fairy Tale Dot-to-Dot

Level 2
Worksheet 2.4

Objective:

This activity supports individual learning outcomes as students complete tasks at their own levels, reinforcing symbol recognition and fine motor skills.

Materials:

- Fairy tale dot-to-dot worksheets (provided)
- Crayons or markers

Instructions:

1. Print the fairy tale dot-to-dot pages (1 set per student).
2. Provide students with:
 - a. Worksheet
 - b. Crayons or markers
3. Optional: laminate the worksheets for reuse and provide students with a dry erase marker to write directly onto the laminated sheets.

TEACHING IDEAS FOR CENTERS

- Encourage students to say the names of the letters. Alternatively, students can repeat after the instructor once the instructor says the names of the letters out loud.

TEACHING IDEAS FOR INDEPENDENT WORK

- When working through this lesson, use a structured work system to encourage independence. Ideas for structured work systems can be found in Routine Essentials: Independent Work Systems.
- **Please note:** All tasks presented during independent work should be tasks the student can complete without additional prompting.

SUPPORT THIS LESSON BY TEACHING STAR PROGRAM LESSONS

- Level 2 Pre-academic Concepts, Lesson 12: Tracing
- Level 2 Pre-academic Concepts, Lesson 13: Coloring within Lines

Name: _____

Trace the letters.

a a a a

b b b b



c c c c

d d d d

e e e e

Name: _____

Trace the letters.



Name: _____

Trace the letters.



Name: _____

Trace the letters.

o

o

o

o

p

p

p

p

q

q

q

q

r

r

r

r

Name: _____

Trace the letters.

S S S S

T T T T

U U U U

V V V V

Name: _____

Trace the letters.

W W W W

X X X X

Y Y Y Y

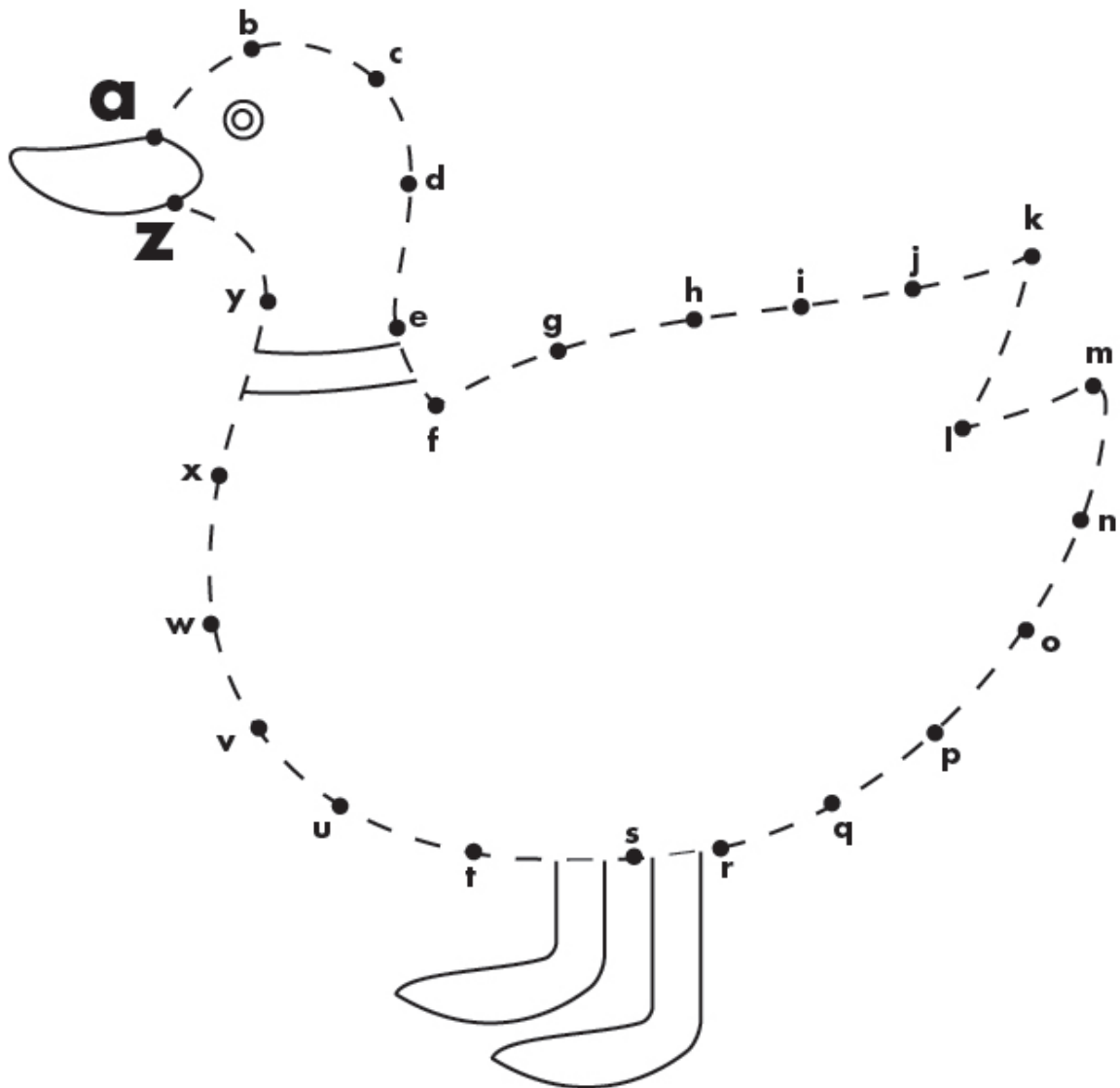
Z Z Z Z

Name: _____



1. Connect the dots
2. Start with a

3. End with z
4. Color



Name: _____



1. Connect the dots
2. Start with a

3. End with z
4. Color

