



Fairy Tales and Fables

Centers/Independent Work: Writing – Fairy Tale Words 1

Level 3
Worksheet 3.1

Objective:

This activity supports individual learning outcomes as students complete tasks at their own levels, reinforcing symbol recognition and fine motor skills.

Materials:

- Fairy tale words 1 worksheets (provided)
- Crayons or markers

Instructions:

1. Print the fairy tale words 1 pages (1 set per student).
2. Provide students with:
 - a. Worksheets
 - b. Crayons or markers
3. Direct students to trace the words.
4. Optional: laminate the worksheets for reuse and provide students with a dry erase marker to write directly onto the laminated sheets.

TEACHING IDEAS FOR CENTERS

- Encourage students to draw the letters correctly, starting on the top line and tracing down or around.
- Provide visual cues by placing a dot on each letter to orient the student where to place his or her pencil to begin drawing the letter.

TEACHING IDEAS FOR INDEPENDENT WORK

- When working through this lesson, use a structured work system to encourage independence. Ideas for structured work systems can be found in Routine Essentials: Independent Work Systems.
- **Please note:** All tasks presented during independent work should be tasks the student can complete without additional prompting.

SUPPORT THIS LESSON BY TEACHING STAR PROGRAM LESSONS

- Level 3 Pre-academic Concepts, Lesson 14: Tracing

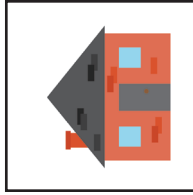
Name: _____

Trace the word.




wolf


Write the word.



house



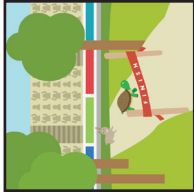
bear



duck


Name: _____

Trace the word.




race


Write the word.



mouse



hare



sheep

Name: _____

Copy the word.




wolf



house



bear



duck

Name: _____

Copy the word.




race



mouse



hare



sheep


Name: _____

Write the word.









Name: _____

Write the word.





