



# Fall on the Farm

## Circle: Book – A Fall Day on the Farm

### Objective:

This activity reinforces independence and listening skills as students complete an identification and matching task.

---

### Materials:

- "A Fall Day on the Farm" book (provided)
  - Comprehension questions (provided)
  - Scissors
  - Hole punch
  - Ring for binding purposes
- 

### Preparation:


1. Print, laminate, and cut out:
    - a. Book pages
    - b. Comprehension questions with visual answer choices
  2. Hole punch the top left corner of the book pages.
  3. To bind the book, place a ring through the newly punched hole.
  4. Keep the completed book and question pages together.
- 

### Instructions:

1. Read the book to the class.
  2. Select which set of questions to ask each student. Questions with visual responses are provided for students working in levels one and two. More complex questions are provided for students working in level three.
  3. Ask each question and provide the visual answer choices if needed to help students support their answer. Students may respond verbally, using the visual answer choices, and/or using augmentative communication.
- 

### Considerations:

- As students read the book multiple times throughout the month, consider increasing the complexity of comprehension questions. For example, if the student has been successfully answering the level one/two questions, present the level three questions.



# A Fall Day on the Farm

Fall on the Farm – Circle: Book – A Fall Day on the Farm

© STAR Autism Support 2021. Themes First!



My family and I visited a farm  
last weekend. There were so  
many fun things to do.




Fall on the Farm – Circle: Book – A Fall Day on the Farm

© STAR Autism Support 2021. Themes First!



First, we went to the corn maze. I was afraid we might get lost, but we worked together to make it out safely.

2




After that, we went to the apple orchard. We got to pick apples! I picked a red apple, and my sister picked a green one. They were juicy and delicious.

3



Next was the hayride. We rode to the pumpkin field in a wagon full of hay. I'm glad we rode on the hayride because it would have been a long walk.

4



Our parents told us we could each pick out one pumpkin. I picked a big pumpkin, and my sister picked a small one.

5



We loaded our pumpkins into a wheelbarrow and took them back to the farm on another hayride.

6



After that, we ate lunch.  
It was so tasty!

7



Before we left the farm, we were able to visit the animals in the petting area. There were sheep, goats, and pigs.

8






Spending the day at the farm with my family was so much fun!

9




**QUESTION 1:**

Who went to the farm in the story?



**QUESTION 2:**


What did the kids pick after the corn maze?








**QUESTION 3:**

What was the last thing the kids did at the farm?






**QUESTION 1:**

Who went to the farm in the story?  
Tell me about a time you went to a farm.



**QUESTION 2:**

What did the kids pick after the corn maze?  
Tell me about something you can make with apples.



**QUESTION 3:**

What was the last thing the kids did at the farm?  
Tell me about your favorite farm animal.

