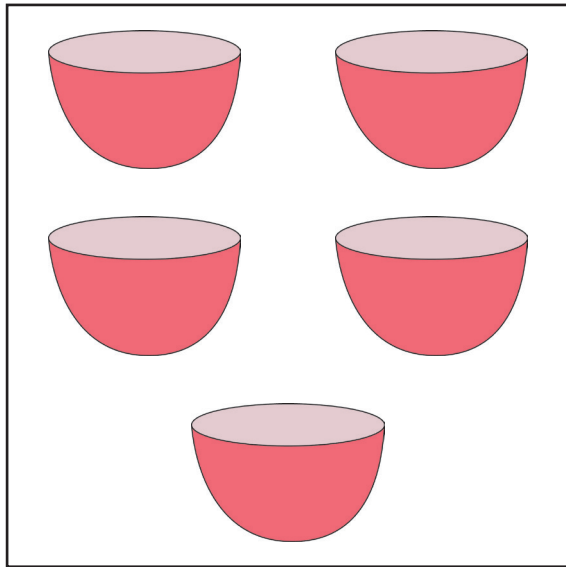


Name: _____

Instructions:

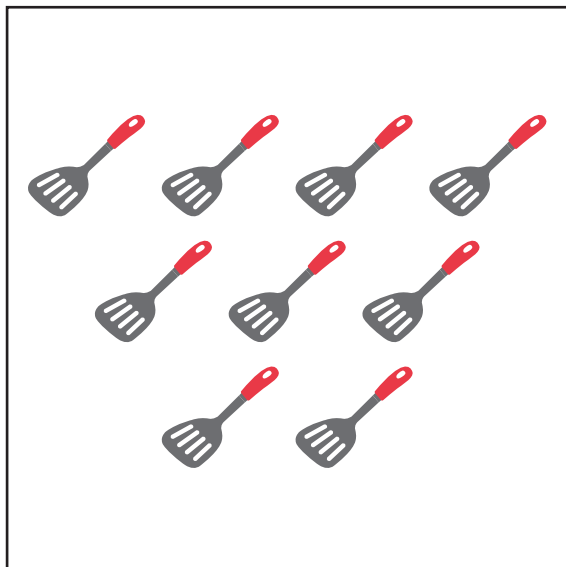
Count the number of cooking equipment and circle the correct number.




2 5 7



9 2 3



9 5 8



5 4 7

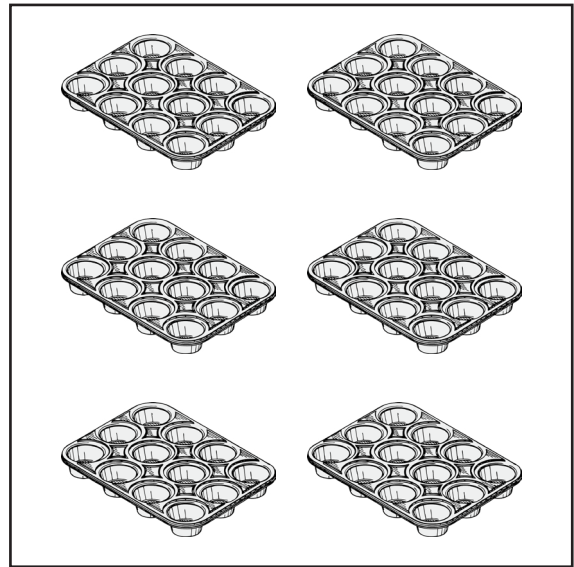
Name: _____

Instructions:

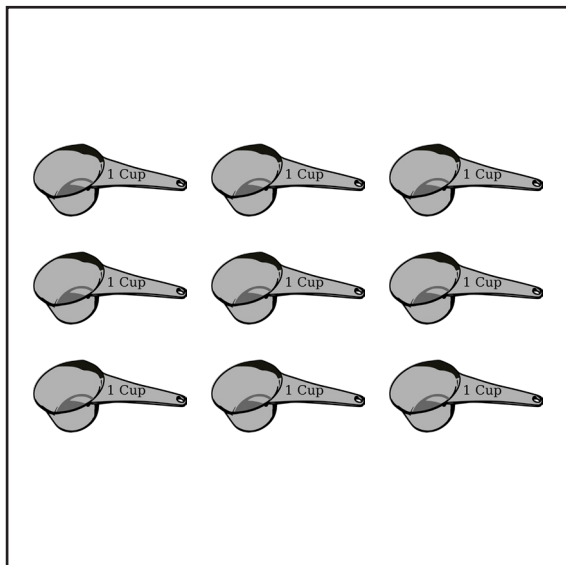
Count the number of cooking equipment and circle the correct number.




2 1 3



5 8 6



10 9 5




3 9 7


Name: _____

Instructions:

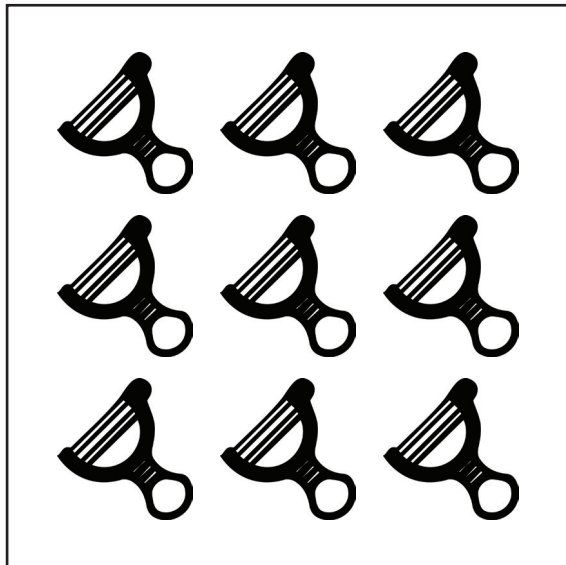
Count the number of cooking equipment and circle the correct number.




6 1 9



7 2 4



3 10 9



8 6 1


Name: _____

Instructions:


Count the number of ingredients in the box and draw a line to the matching number.



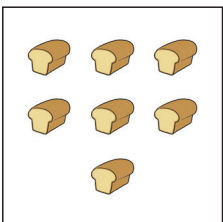
1



4



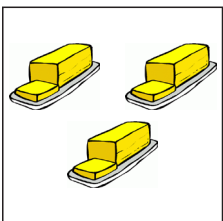
10



7



2



3

Name: _____

Instructions:


Count the number of ingredients in the box and draw a line to the matching number.



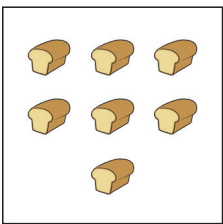
1



4



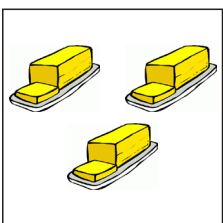
10



7



2



3


Name: _____

Instructions:


Count the number of ingredients in the box and draw a line to the matching number.



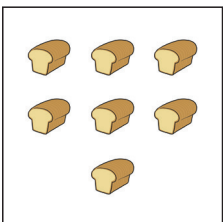
1



4



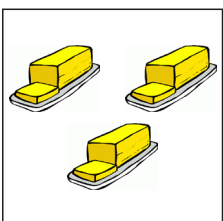
10



7



2



3

Name: _____

Instructions:


Count the number of ingredients in the box and draw a line to the matching number.



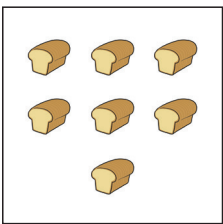
1



4



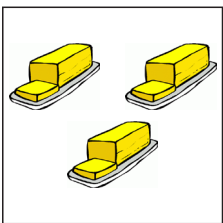
10



7



2




3


Name: _____

Instructions:


Count the number of ingredients in the box and draw a line to the matching number.



2




8




1



3



9




5


Name: _____

Instructions:


Count the number of ingredients in the box and draw a line to the matching number.



2




8




1



3



9




5


Name: _____

Instructions:


Count the number of ingredients in the box and draw a line to the matching number.



2




8




1



3



9








5

Name: _____

Instructions:

Count the number of ingredients in the box and draw a line to the matching number.



2

8

1

3

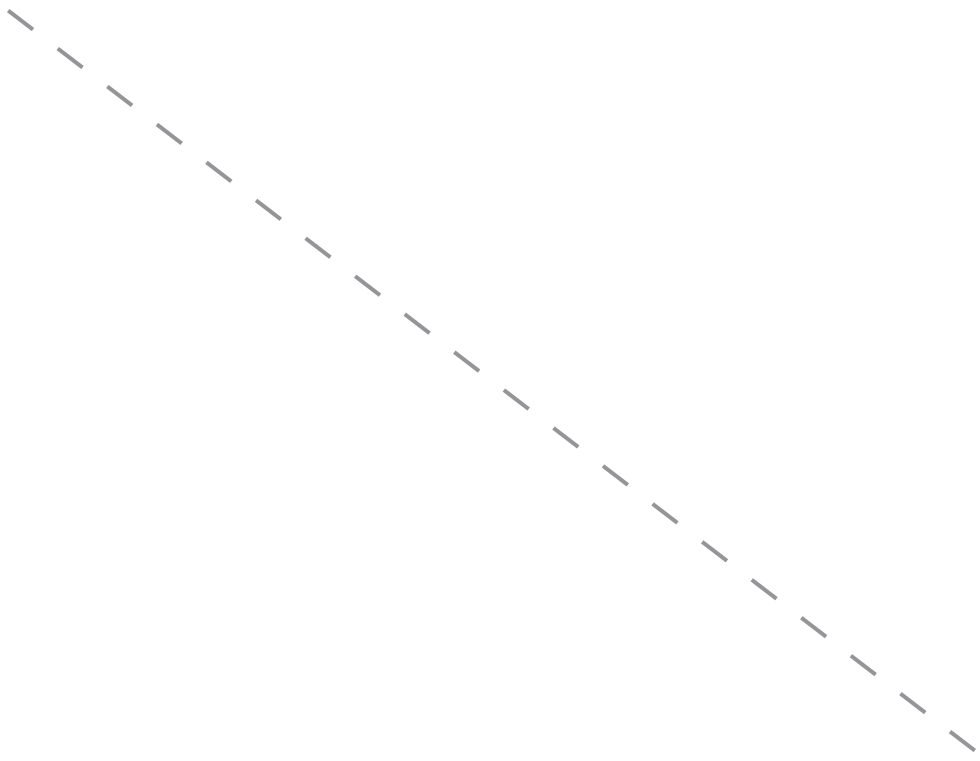

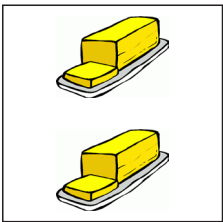

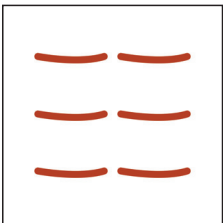


9

5

Name: _____

Instructions:

Count the number of ingredients in the box and draw a line to the matching number.



7

10

2

3


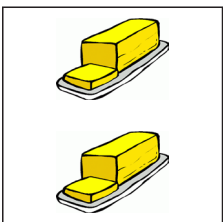
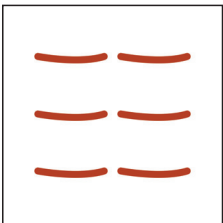


5

6

Name: _____

Instructions:

Count the number of ingredients in the box and draw a line to the matching number.



7

10

2

3

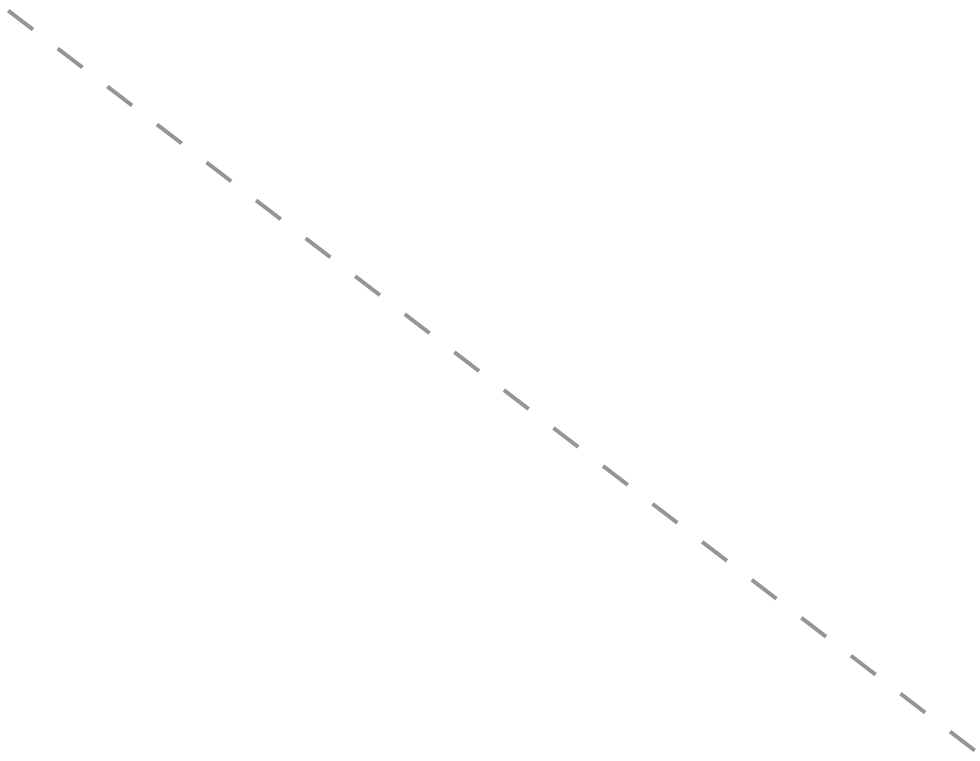



5

6

Name: _____

Instructions:

Count the number of ingredients in the box and draw a line to the matching number.



4

6

9

2




3

7

Name: _____

Instructions:

Count the number of ingredients in the box and draw a line to the matching number.



4

6

9

2

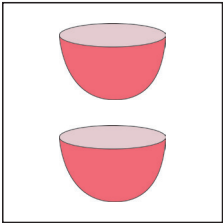
3

7


Name: _____

Instructions:

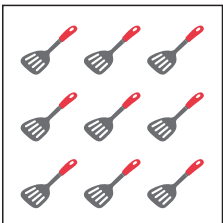
Count the number of cooking equipment in the box and draw a line to the matching number.



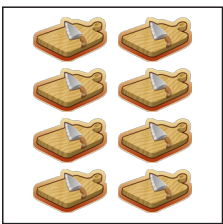
2



6



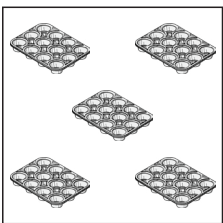
9



8



3

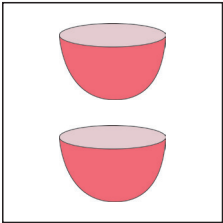


5


Name: _____

Instructions:


Count the number of cooking equipment in the box and draw a line to the matching number.



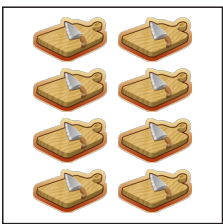
2



6



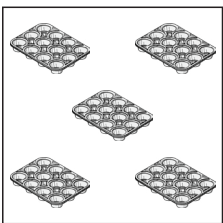
9



8



3

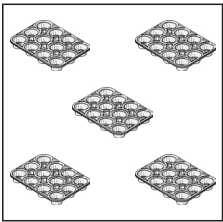
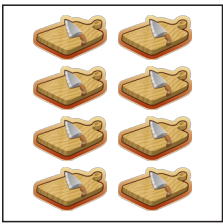


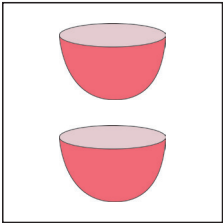


5

Name: _____

Instructions:

Count the number of cooking equipment in the box and draw a line to the matching number.



2

6

9

8

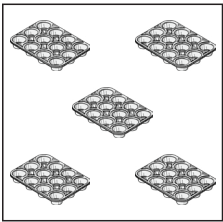
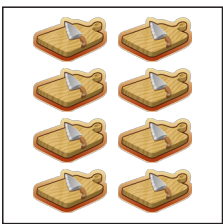
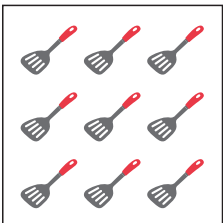

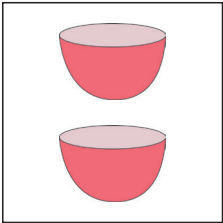
3

5

Name: _____

Instructions:

Count the number of cooking equipment in the box and draw a line to the matching number.



2

6

9

8

3

5


Name: _____

Instructions:


Count the number of cooking equipment in the box and draw a line to the matching number.




1




7



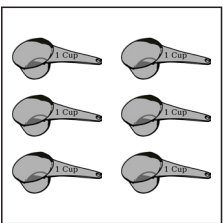
3



4



10



6


Name: _____

Instructions:


Count the number of cooking equipment in the box and draw a line to the matching number.




1




7



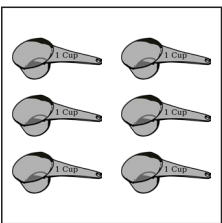
3



4



10



6


Name: _____

Instructions:


Count the number of cooking equipment in the box and draw a line to the matching number.




1




7



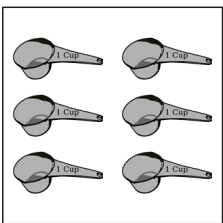
3



4



10



6


Name: _____

Instructions:


Count the number of cooking equipment in the box and draw a line to the matching number.




1




7



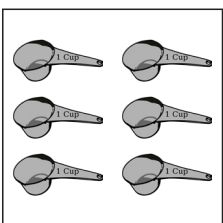
3



4



10

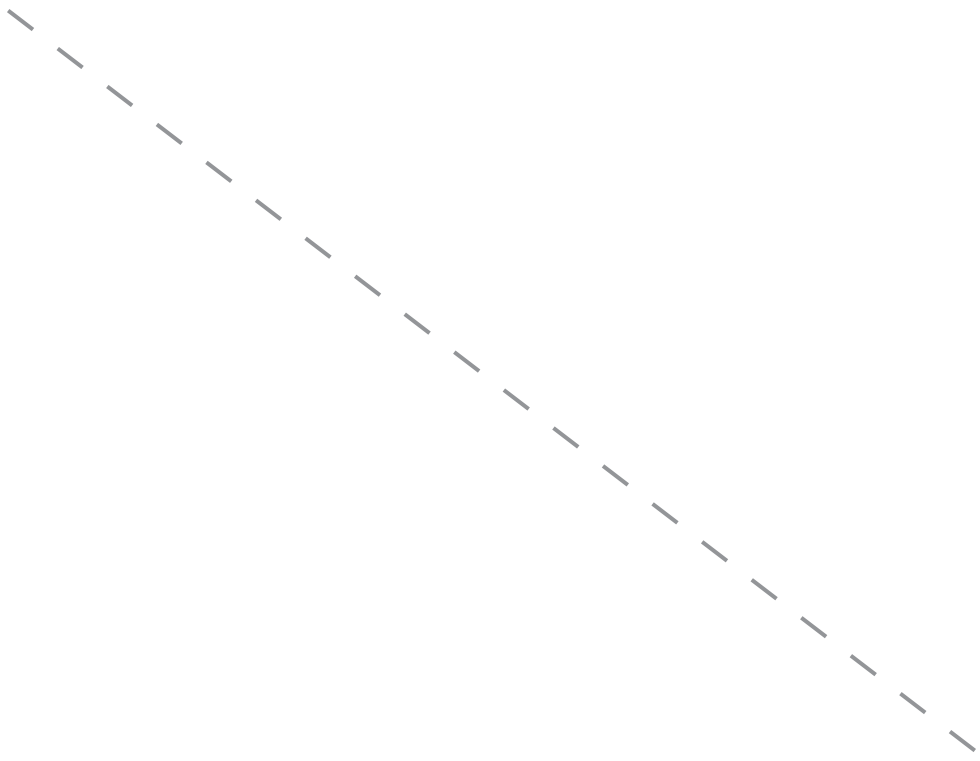

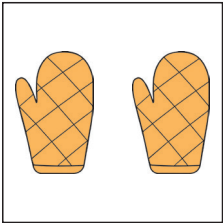


6

Name: _____

Instructions:

Count the number of cooking equipment in the box and draw a line to the matching number.



8

9

3

2


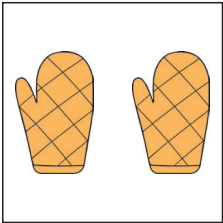
5

6

Name: _____

Instructions:

Count the number of cooking equipment in the box and draw a line to the matching number.



8

9

3

2

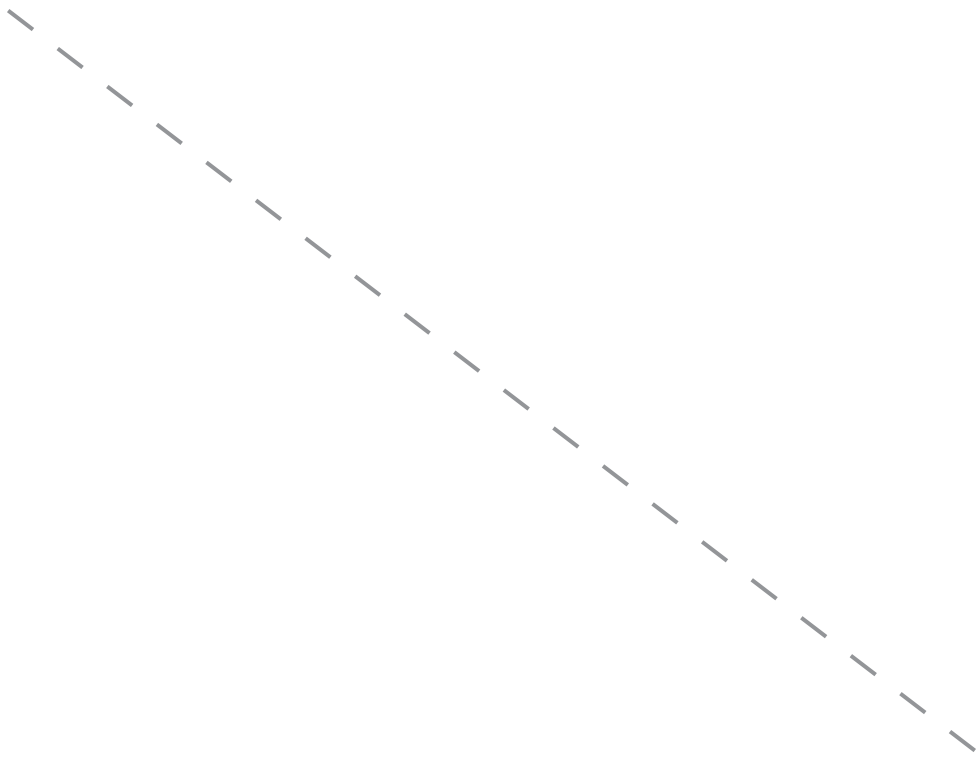

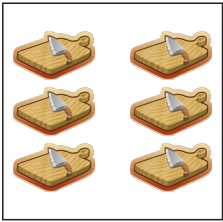

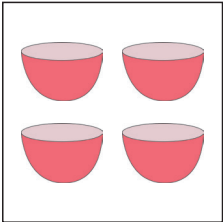
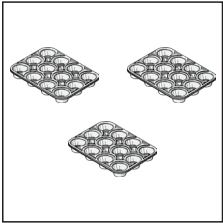

5

6

Name: _____

Instructions:

Count the number of cooking equipment in the box and draw a line to the matching number.



4

6

10

1


3

7

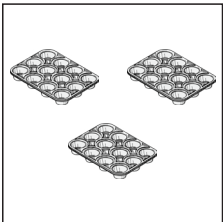
Name: _____

Instructions:

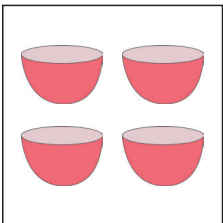
Count the number of cooking equipment in the box and draw a line to the matching number.




4



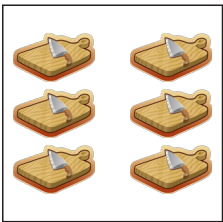
6



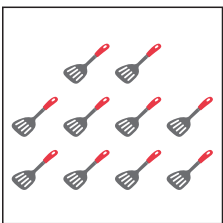
10



1



3

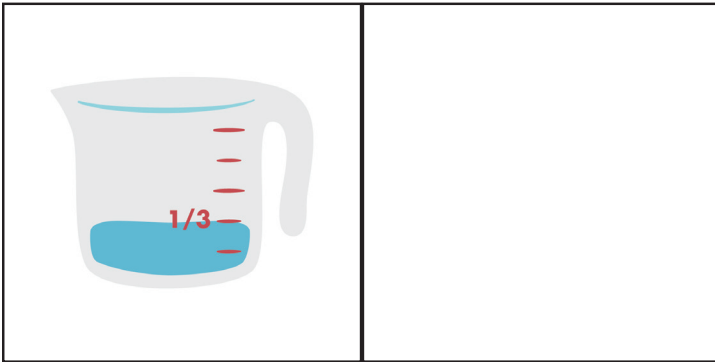


7

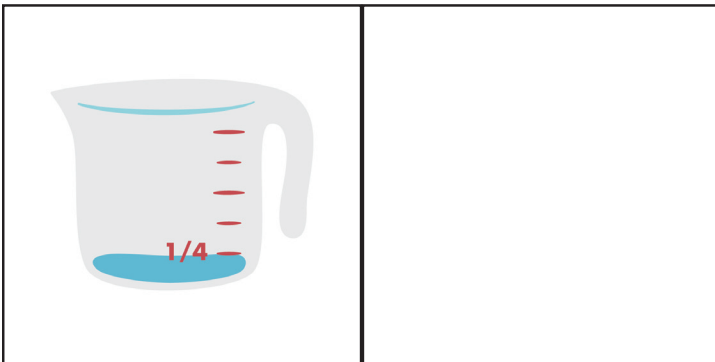
Name: _____

Instructions:

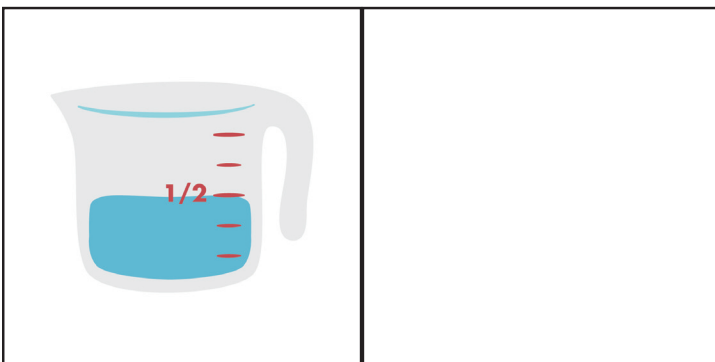
Cut out the liquid measuring cups. Glue the liquid measuring cup next to the picture showing the same amount of liquid. Trace the amount of liquid in the measuring cup.



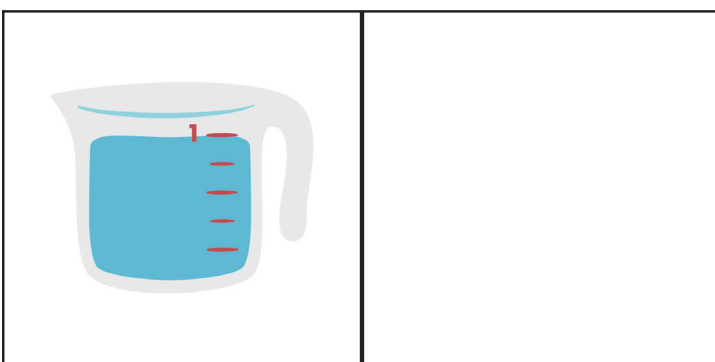
1/3



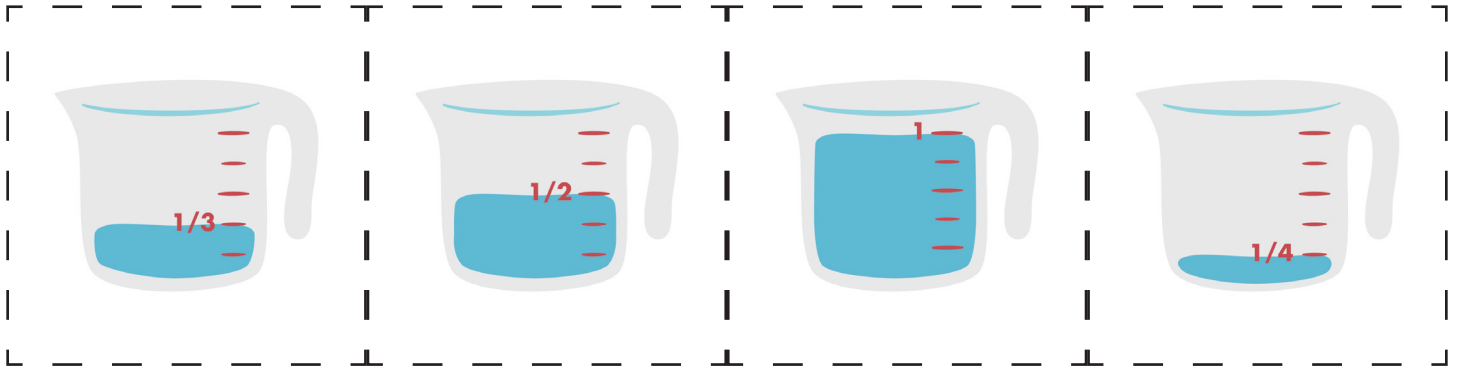
1/4



1/2



1



Name: _____

Instructions:

Read the oven temperature, draw a line to the matching temperature, and trace the temperature.





325





350





375





400





425



450

Name: _____

Instructions:

Read the oven temperature, draw a line to the matching temperature, and trace the temperature.



325



350



375



400



425



450

Name: _____

Instructions:

Read the oven temperature, draw a line to the matching temperature, and trace the temperature.



325



350



375



400



425



450

Name: _____

Instructions:

Read the oven temperature, draw a line to the matching temperature, and trace the temperature.



325



350



375



400



425

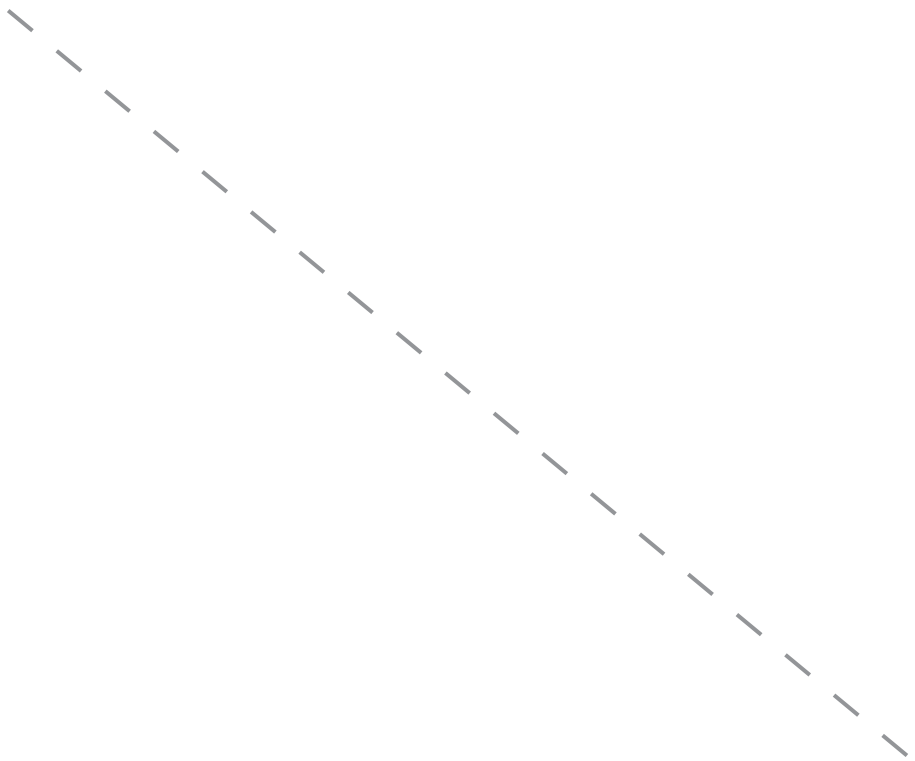


450

Name: _____

Instructions:

Read the oven temperature, draw a line to the matching temperature, and trace the temperature.



425



350



450



375



325



400

Name: _____

Instructions:

Read the oven temperature, draw a line to the matching temperature, and trace the temperature.



425



350



450



375



325



400