





Name: _____

Instructions:

Cut out the numbers. Count the survival signs and glue the correct number in the box.

 <div data-bbox="215 789 352 932" style="border: 1px solid black; width: 84px; height: 68px; margin-top: 10px;"></div>	 <div data-bbox="831 789 967 932" style="border: 1px solid black; width: 84px; height: 68px; margin-top: 10px;"></div>
 <div data-bbox="215 1316 352 1459" style="border: 1px solid black; width: 84px; height: 68px; margin-top: 10px;"></div>	 <div data-bbox="831 1316 967 1459" style="border: 1px solid black; width: 84px; height: 68px; margin-top: 10px;"></div>


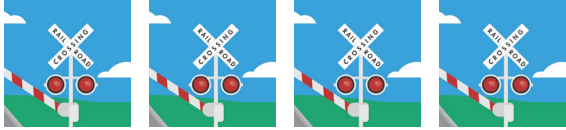


1	2	3	4	5
6	7	8	9	10



Name: _____

Instructions:

Cut out the numbers. Count the survival signs and glue the correct number in the box.

 <div data-bbox="212 789 352 932" style="border: 1px solid black; width: 86px; height: 68px; margin: 0 auto;"></div>	 <div data-bbox="831 789 971 932" style="border: 1px solid black; width: 86px; height: 68px; margin: 0 auto;"></div>
 <div data-bbox="212 1316 352 1459" style="border: 1px solid black; width: 86px; height: 68px; margin: 0 auto;"></div>	 <div data-bbox="831 1316 971 1459" style="border: 1px solid black; width: 86px; height: 68px; margin: 0 auto;"></div>




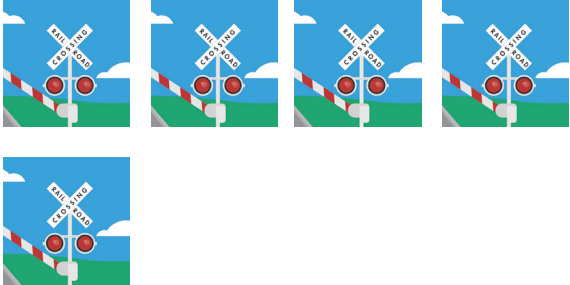
1	2	3	4	5
6	7	8	9	10



Name: _____

Instructions:

Cut out the numbers. Count the survival signs and glue the correct number in the box.



 <div data-bbox="215 789 352 932" style="border: 1px solid black; width: 84px; height: 68px; margin-top: 10px;"></div>	 <div data-bbox="833 789 969 932" style="border: 1px solid black; width: 84px; height: 68px; margin-top: 10px;"></div>
 <div data-bbox="215 1318 352 1461" style="border: 1px solid black; width: 84px; height: 68px; margin-top: 10px;"></div>	 <div data-bbox="833 1318 969 1461" style="border: 1px solid black; width: 84px; height: 68px; margin-top: 10px;"></div>

1	2	3	4	5
6	7	8	9	10




Name: _____


Instructions: Count the survival signs then trace the number on the line.




22







7





Name: _____



Instructions: Count the survival signs then trace the number on the line.30










Name: _____

Instructions: Count the survival signs then trace the number on the line.












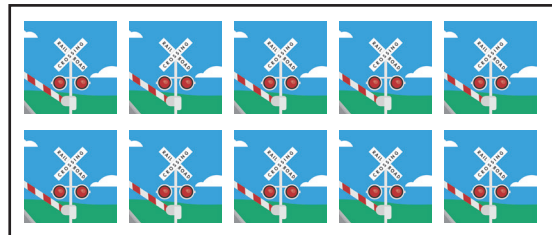
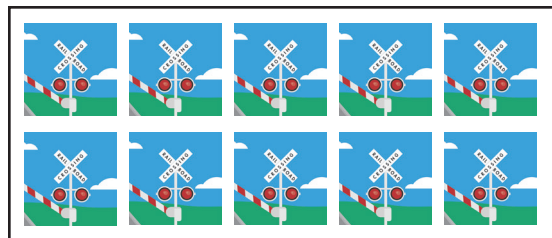
Name: _____

Instructions: Count the survival signs then trace the number on the line.










Name: _____

Instructions: Count the survival signs and circle the correct number.

8

3

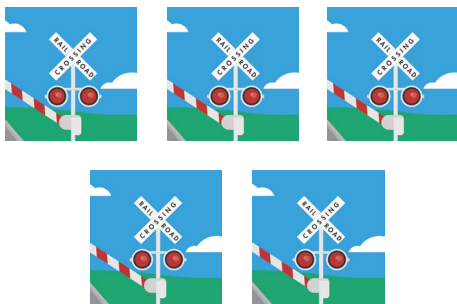
9



4

6

10



2

4

5




1

7

3


Name: _____

Instructions: Count the survival signs and circle the correct number.

3

2


9



1

4


5



6

7

8



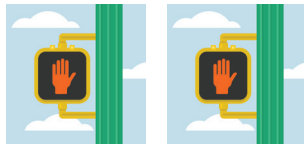
3

2

5

Name: _____


Instructions: Count the survival signs and circle the correct number.



2

5


4



10

8

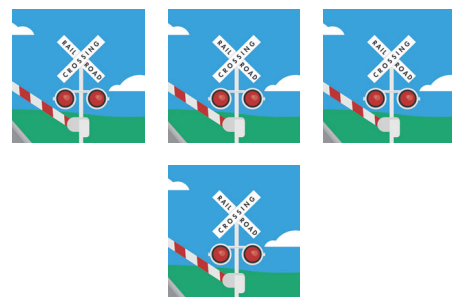
7



4

9

8




3

2

4



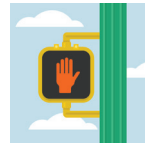
Name: _____

Instructions: Count the survival signs and circle the correct number.

1

10

4



2

3

8



6

7

4



10

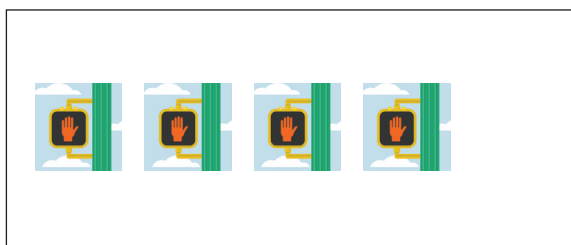
7

4

Name: _____

Instructions: Count the survival signs and draw a line to the matching number.

1




2



3




4



5

Name: _____

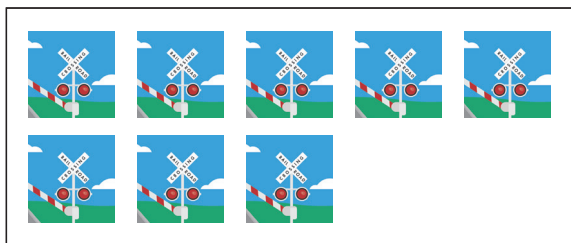
Instructions: Count the survival signs and draw a line to the matching number.



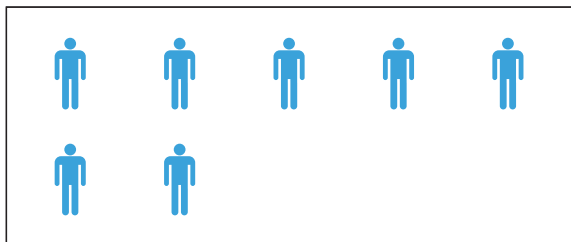
6



7



8



9

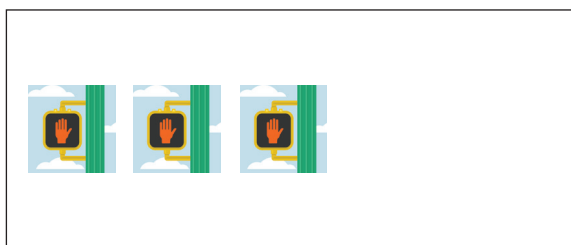


10

Name: _____

Instructions: Count the survival signs and draw a line to the matching number.

1



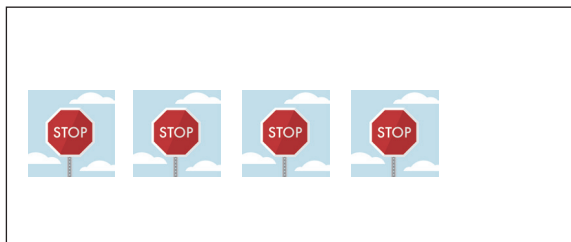
2



3

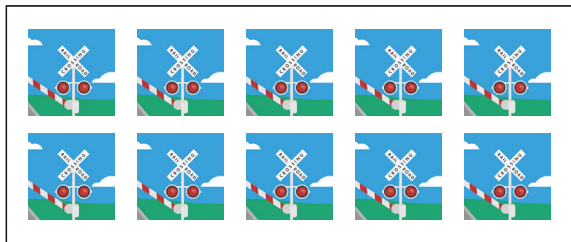


4



5

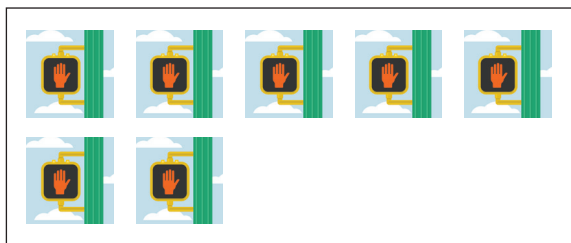
Name: _____

Instructions: Count the survival signs and draw a line to the matching number.


6



7



8



9



10

Instructions: Cut out the numbers.

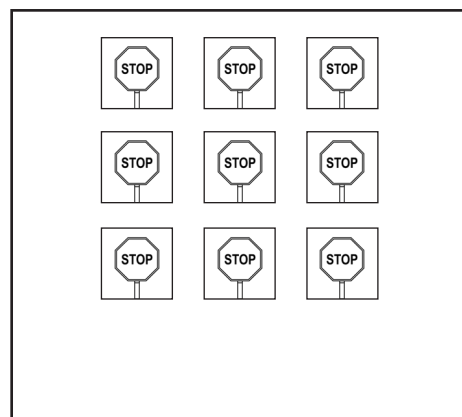
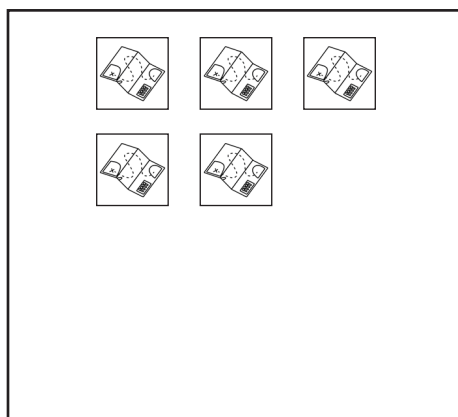
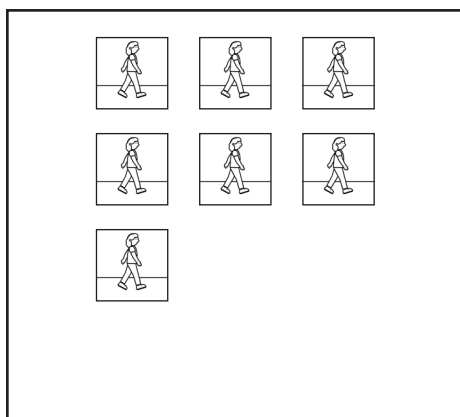





7	5	9	4	10	3
---	---	---	---	----	---

Name: _____

Instructions:

1. Count the pictures
2. Glue the correct number next to the picture in the table
3. Answer the questions




Picture	How many of each picture?
 Walk	
 Map	
 Stop	

1. How many




are there? _____

2. How many



are there? _____

3. How many

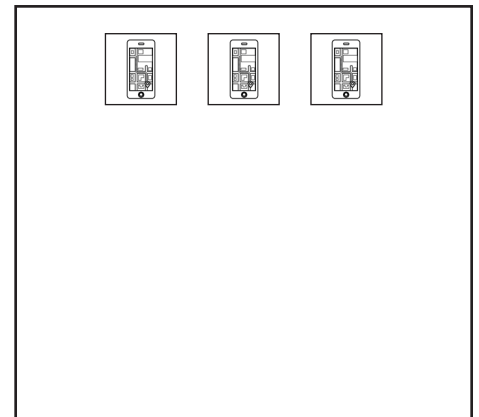
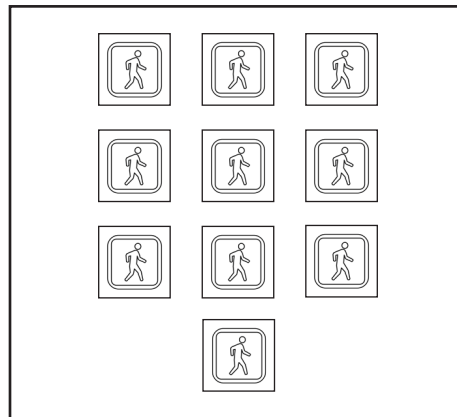
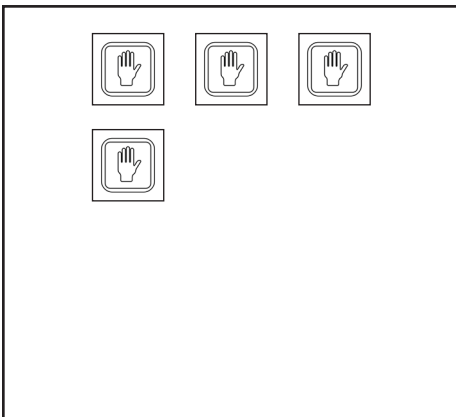




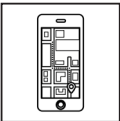
are there? _____


Name: _____


Instructions:

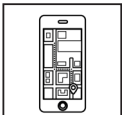
1. Count the pictures 2. Glue the correct number next to the picture in the table 3. Answer the questions



Picture	How many of each picture?
 Wait Signal	
 Walk Signal	
 Route	

1. How many  are there? _____

2. How many  are there? _____

3. How many  are there? _____