

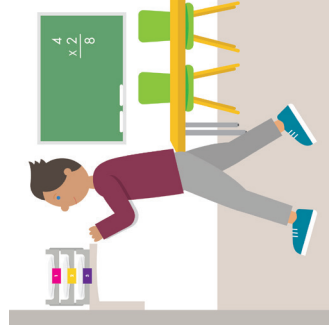
Name: _____

Instructions:

Cut the pictures and glue in order.

1

Get work system



2

Do work




3

Raise hand when all work
is finished

Put in finished container



Get work system



Do work



Name: _____

Instructions:

Cut the pictures and glue in order.

1

2

3

4

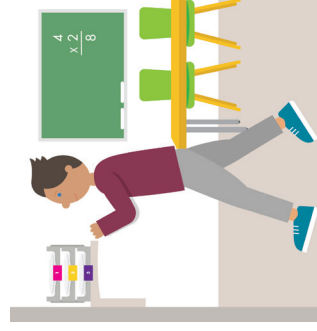
--	--	--	--

Raise hand when all work
is finished

Put in finished container



Get work system



Do work



Name: _____

Instructions:

Circle the word that matches the picture and trace the word.




captain

desk

net

desk



worksheet triangle bowl

worksheet

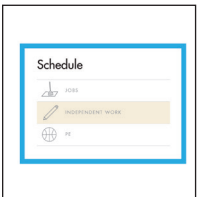


root

coffee

pencil

pencil



schedule

string

boot

schedule



shoe

folder

fork

folder

Name: _____

Instructions:

Circle the word that matches the picture and trace the word.



garden

leader

pen

pen



table

horn

goat

table

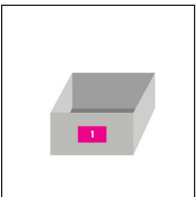


circle

log

chair

chair



task box

print

grape

task box



berry

glue



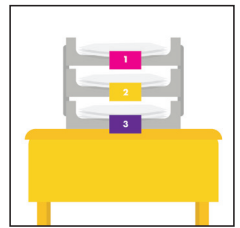
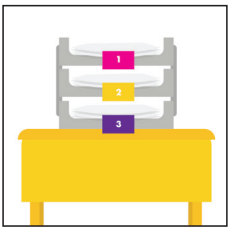
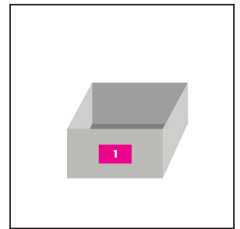
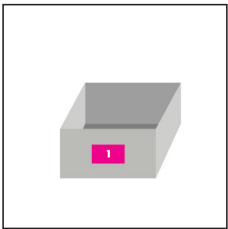

bus

glue

Name: _____

Instructions:


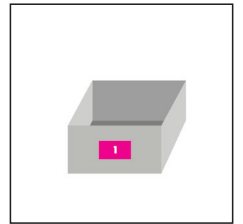

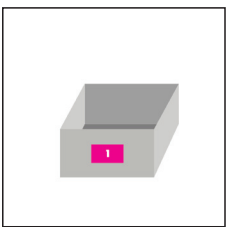

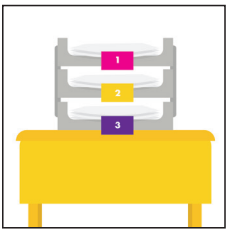
Draw a line to the matching picture.



Name: _____

Instructions:

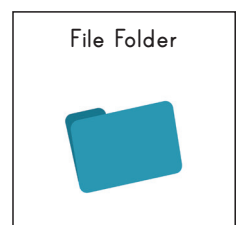
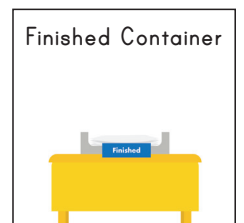
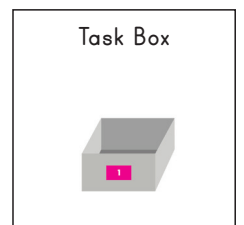

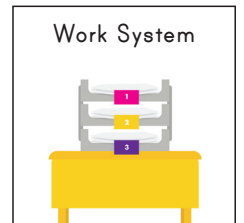

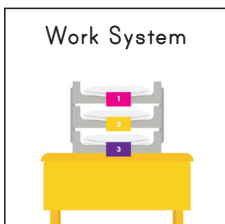
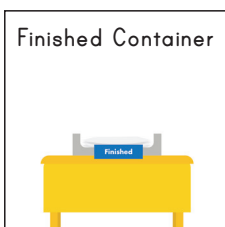
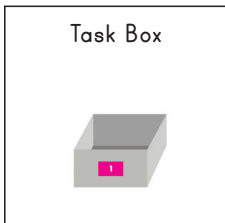
Draw a line to the matching picture.




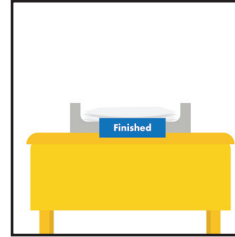
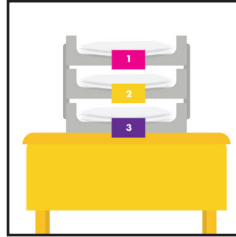

Name: _____

Instructions:

Draw a line to the matching picture.



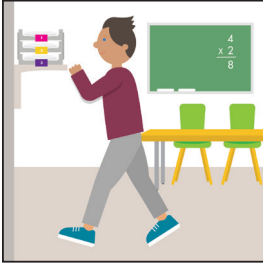
Name: _____

Instructions: Look at the picture. Find the items in the boxes and circle them in the picture.

Name: _____

Instructions:

Trace the words and read the step.



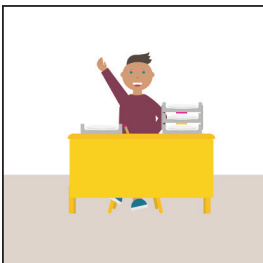
Get work system.



Do work.



Put in finished container.



Raise hand.