








Name: _____


Instructions: Cut the picture and glue it next to the matching picture.





Name: _____


Instructions: Cut the picture and glue it next to the matching picture.


<p>Video Games</p> 	
--	--

<p>Books</p> 	
---	--

<p>Computers</p> 	
---	--

<p>School</p> 	
---	--

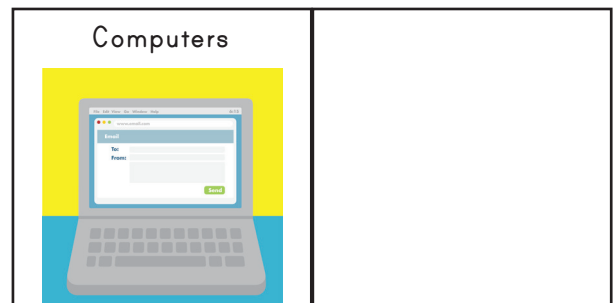
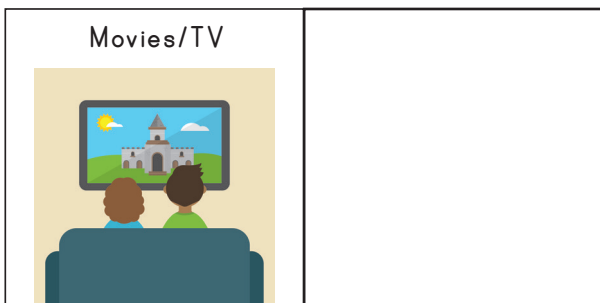


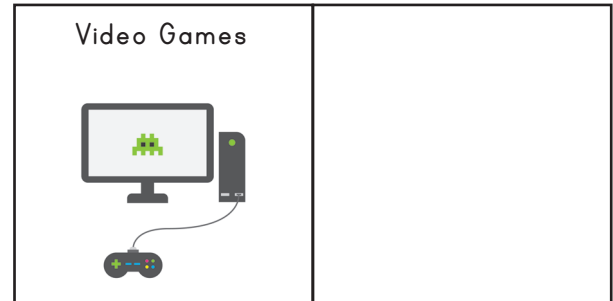
<p>Work</p> 	
---	--

<p>Sports</p> 	
--	--




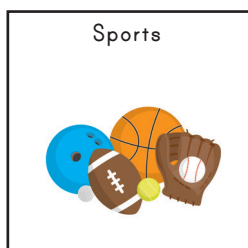



Name: _____

Instructions: Cut the picture and glue it next to the matching picture.



Name: _____

Instructions: Cut the word and glue it next to the matching picture.



Work

Sports

Movies/TV







Animals

Shopping

School

Name: _____

Instructions: Cut the word and glue it next to the matching picture.



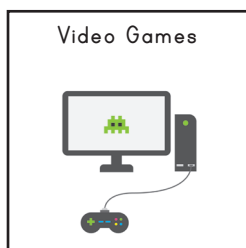
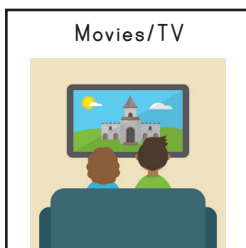


<p>Video Games</p> 	
<p>Computers</p> 	
<p>Work</p> 	
<p>Books</p> 	
<p>School</p> 	
<p>Sports</p> 	



Work
Video Games
Computers
Sports
Books
School

Name: _____

Instructions: Cut the word and glue it next to the matching picture.



Computers

Video Games

School


Shopping

Movies/TV

Animals

Name: _____

Instructions: Cut out the pictures and glue in order.



1

2

3


4




End conversation.	Answer question.	Greet Friend.	Ask question.
<p>Two children, a boy and a girl, are shaking hands. Both have speech bubbles that say "Goodbye." The boy is on the left, wearing a teal shirt and blue pants. The girl is on the right, wearing a purple shirt and tan pants.</p>	<p>A boy in a teal shirt and blue pants is standing and talking to a girl in a purple shirt and tan pants. The boy has a speech bubble that says "Great!"</p>	<p>A boy in a teal shirt and blue pants and a girl in a purple shirt and tan pants are standing and waving their hands towards each other.</p>	<p>A boy in a teal shirt and blue pants is standing and talking to a girl in a purple shirt and tan pants. The boy has a speech bubble that says "How are you feeling?"</p>


Name: _____


Instructions: Draw a line to the matching picture.

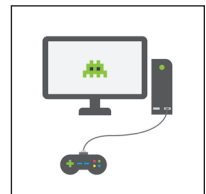
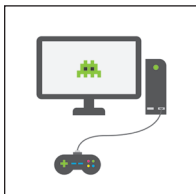














Name: _____

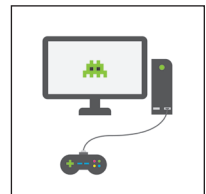
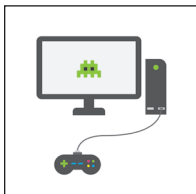

Instructions: Draw a line to the matching picture.












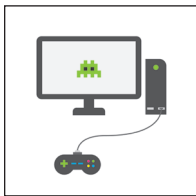

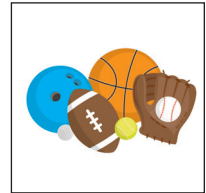


Name: _____

Instructions: Draw a line to the matching picture.

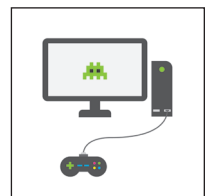
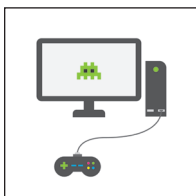










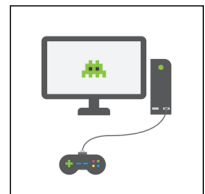


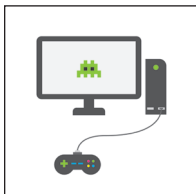


Name: _____

Instructions: Draw a line to the matching picture.




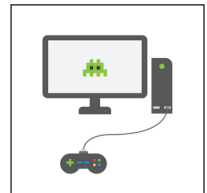

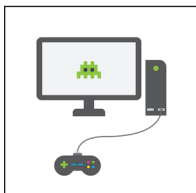



Name: _____

Instructions: Draw a line to the matching picture.







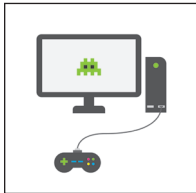

Name: _____

Instructions: Draw a line to the matching picture.






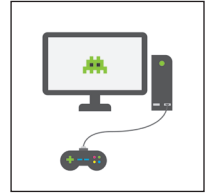
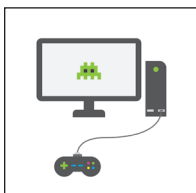

Name: _____

Instructions: Draw a line to the matching picture.





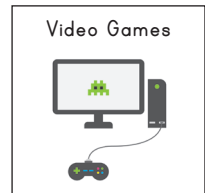
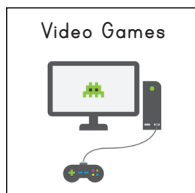
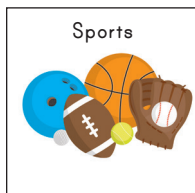



Name: _____

Instructions: Draw a line to the matching picture.



Name: _____

Instructions: Draw a line to the matching picture.



Name: _____

Instructions: Draw a line to the matching picture.

Animals

- - - - -

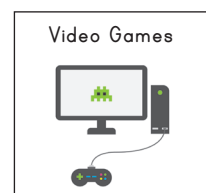



Sports

Shopping

Books

Computers

Video Games



Name: _____

Instructions: Draw a line to the matching picture.

Animals

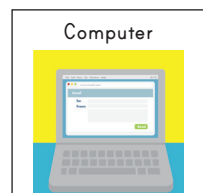

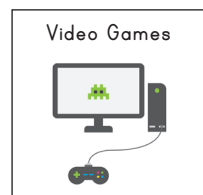
Video Games

Shopping

Computer

Sports

Books



Name: _____

Instructions: Draw a line to the matching picture.

Sports

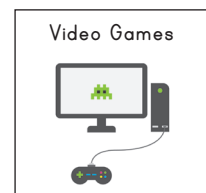



Animals

Books

Video Games

Computer

Shopping



Name: _____

Instructions: Draw a line to the matching picture.

Animals




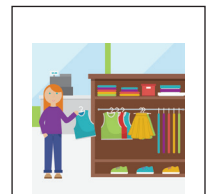
Video Games

Shopping

Computer

Sports

Books



Name: _____

Instructions: Draw a line to the matching picture.

Sports

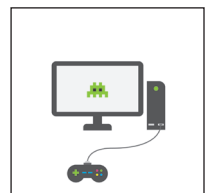



Animals

Books

Video Games

Computer

Shopping



Name: _____

Instructions: Amelia is thinking of ways to join a group of friends. Help her come up with appropriate greetings by cutting out the pictures and gluing the greetings in the thought bubble.

